

The Most Up-To-Date Curriculum with Common Core Implementation

SHURLEY

2013 | Language Arts Materials

Preparing Today's Students to
Compete & Succeed
in the 21st Century with Shurley English
and the Common Core State Standards
pages 2-3

Innovation

in Language Arts Education
for over Two Decades
page 1

Abstract Concepts Made Clear

Making the Connection

pages 4-7



Shurley
Instructional
Materials, Inc.

Innovation in Education





At Shurley Instructional Materials, we not only provide you with quality educational materials, but we wish to partner with you to give all students the opportunity to exceed expectations.

Proven Methods of Learning

Proven Methods of Teaching

Proven

For 25 Years



We make abstract language arts concepts clear and logical to support all types of learners, using concrete, multi-sensory strategies:

- **Direct Instruction**
- **The Memory Model**
- **Multiple Intelligences**
- **Brain-Compatible Instruction**
- **Bloom's Taxonomy**
- **Cooperative Learning**
- **Flexible Learning Groups**
- **Multi-Sensory Learning**

This powerful combination of teaching models and research-proven teaching methods allows for flexibility.

In addition, our step-by-step process moves from simple concepts to increasingly complex skills, allowing students to grasp and retain even the most challenging language arts skills!

Success

Grammar




2012



Stepping Stones to English

NEW 2013 Core Edition




We continually research, analyze, and assess what best helps students reach their full potential. During this process, we continue to stay true to the hallmarks that have made Shurley English successful in the classroom for nearly 25 years.

Shurley English:

- ✓ utilizes all learning styles.
- ✓ never teaches isolated concepts.
- ✓ reaches ELL and academically challenged students.
- ✓ incorporates high-level student/teacher interaction.
- ✓ uses repetition to attain mastery.
- ✓ includes differentiated instruction.
- ✓ challenges accelerated students.
- ✓ promotes higher-order thinking skills.
- ✓ provides a logical connection between grammar, skills, writing, effective listening and speaking, and comprehension.
- ✓ leads to success and improved self-esteem.

For documented research that supports Shurley English as a curriculum that helps students succeed, please view the "Why It Works" booklet at www.shurley.com.



Prepare every student for **success**

with Shurley English and the Common Core State Standards Initiative

As the latest core version of Shurley English was developed, our experts organized the series logically, sequentially, and systematically for success.

Shurley English:

- weaves the Common Core standards into every lesson, making it possible for all students to achieve success.
- provides scaffolding so that students can tackle the text complexity and rigor in reading, writing, speaking/listening, and language.
- equips students to reach 100% of the Common Core outcomes.
- includes opportunities for differentiated instruction.
- incorporates creative and purposeful instruction and expression of language.
- enables a simple transition to the Common Core.



We always strive to provide educators with
the best tools to prepare their students
for college and 21st century careers.

Building *a solid* foundation *for* success

Logical • Sequential • Systematic



All Together Now...



Shurley English has assembled a unique combination of features that is logically, sequentially, and systematically woven into the curriculum—a solid foundation for lifetime literacy.

Abstract language arts concepts become clear and logical, using concrete, multi-sensory strategies that support all types of learners!

Jingles

Grammar definitions that

- incorporate rhythm, rhyme, and movement.
- provide domain specific language.
- allow for critical reading during sentence analysis.

Q&A Flow

Oral Sentence Classification that

- includes brain-compatible strategies.
- makes English grammar logical and systematic.
- serves as a formative assessment.

Lesson 5

Jingle Time
Listening and Speaking
Jingle 7 The Article Adjective Jingle

We are the article adjectives.
Teeny, tiny adjectives.
A, AN, THE — A, AN, THE

We are called article adjectives and noun markers.
We are memorized and used every day.
So, if you spot us, you can mark us
With a capital A.

We are the article adjectives.
Teeny, tiny adjectives.
A, AN, THE — A, AN, THE

Grammar Time
Article Adjectives
Now that you've learned about adjectives, it's time to learn about a very special kind of adjective: the **article adjective**. You should have no trouble picking out article adjectives because there are only three of them.

Reference 20
Article Adjectives
The words **a, an, the** are a special group of adjectives called **article adjectives**.
There are only three of them.

Lesson 9

Adding Interrogative Sentences to the Question and Answer Flow

Sample Sentence: Is Carla working on her science project today?

- Who is working on her science project today?
Carla — **Subject Noun** (Write SN above Carla.)
- What is being said about Carla?
Carla is working — **Verb** (Write V above working.)
- Is — **Helping Verb** (Write HV above is.)
- Is working — **Verb Phrase**
- On — **Preposition** (Write P above on.)
- On what? **project** — **Object of the Preposition** (Write OP above project.)
- What kind of project? **science** — **Adjective** (Write Adj above science.)
- Whose project? **her** — **Possessive Pronoun Adjective** (Write PPA above her.)
- Is working when? **today** — **Adverb** (Write Adv above today.)
- Subject Noun, Verb, Pattern 1** (Write SN V P1 in the blank.)

11. Skill Check!
→ (On her science project) — **Prepositional Phrase**
→ **Question mark, question, interrogative sentence**
(Write Int at the end of the sentence.)
→ Go back to the verb.
Divide the complete subject from the complete predicate.
(NOTE: Draw the vertical line in front of the main verb.)

SN	V	SN	V	P	PPA	Adj	OP	Adv	Int
Is	Carla	/	working	(on her science project)	today?				

366
Level 6 | Chapter 9

Name: _____
Exercise 1: _____
The _____

Labels: _____
Original Sentence: _____
Revised Sentence: _____
Revision Strategy: _____

Labels: _____
Original Sentence: _____
Revised Sentence: _____
Revision Strategy: _____
Exercise: _____

Sentence Blueprints

Basic Sentence composition that

- rehearses the most common conventions of English.
- facilitates the transfer of word skills to sentence skills.
- integrates grammar knowledge into the writing process.

Skills

Skill instruction and practice that

- provides specific processes to follow for understanding and application.
- spirals throughout the curriculum to ensure mastery.
- allows comprehensive input and review.



Chapter 5

Word Time

Vocabulary and Analogy

Word 9 **vague** (vāg)

Definition: unclear in meaning; confusing

Synonym: unclear Antonym: understandable

Sentence: My memory of Spanish is **vague** because I only had it one year in high school.

Analogy **kidney : organ :: clarinet : instrument**

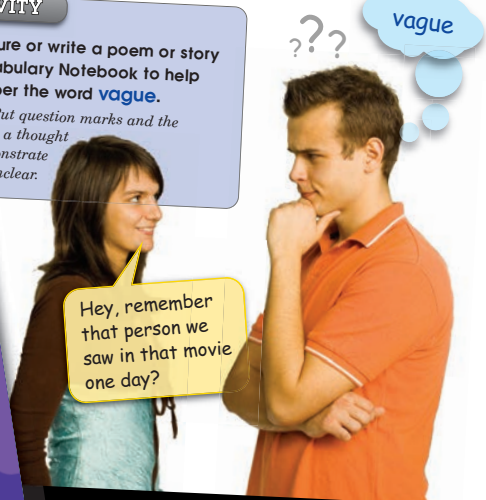
Relationship: Type or Kind

Thinking Process: Just as **kidney** is a kind of **organ**, **clarinet** is a kind of **instrument**. Therefore, this is a **type or kind** analogy.

ACTIVITY

picture or write a poem or story in your Vocabulary Notebook to help remember the word **vague**.

Idea: Put question marks and the word in a thought bubble to demonstrate it is unclear.



Chapter 9

Classroom Practice 36

Date: _____

Write your own blueprint labels. Use the labels to write an original sentence. Then, revise your sentence, writing the abbreviation of the revision strategy under each word.

HV	SN	V	PPA
Is	Robert	driving	us
Will	Robert	escort	us
WC	nc	WC	nc
P	A	OP	Adv
to	the	mall	today
to	the	promenade	Saturday
nc	nc	syn	WC

Exercise 2: Rewrite your revised sentence on the lines below. Use the checklist to check your sentence.

Will Robert escort us to the promenade Saturday?

Sentence Checklist:

<input checked="" type="checkbox"/> Capital letter	<input checked="" type="checkbox"/> Subject	<input checked="" type="checkbox"/> Verb	<input checked="" type="checkbox"/> Complete sense	<input checked="" type="checkbox"/> End mark
--	---	--	--	--

Writing

Writing instruction that

- uses student-friendly writing scaffolds that pave the way for exceptional writing.
- develops and enhances effective writing traits.
- provides detailed graphic organizers for logical organization of ideas.
- includes comprehensive development of revision and editing skills.
- allows students to use their imagination to explore ideas and respond to the texts they read.
- engages students in interactive listening, speaking, thinking, and writing activities.
- integrates and develops powerful “deep and wide” vocabulary, including etymology.
- connects the most important grammar skills into writing.
- allows numerous opportunities for writing across the curriculum.
- provides purposeful technology applications to support key skill development.

Prewriting Map

Name: Quigley Shurley

Date: Oct. 1

WA: 1

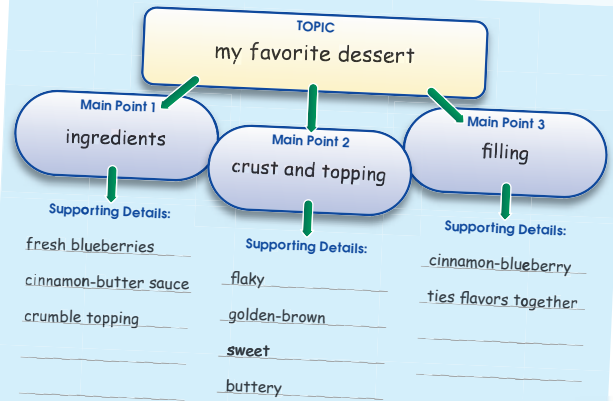
Genre: descriptive

Purpose: to describe

Audience: my classmates

Topic: my favorite dessert

Topic Sentence: My favorite dessert of all time is Aunt Lindsey's blueberry pie.



Name: Quigley Shurley

Date: October 1

WA 1

Purpose: to describe

Genre: descriptive

Audience: classmates

Topic: favorite dessert

Make no mistake, this is no ordinary pie. In fact, each piece is a slice of heaven on a plate. Its warm, sweet aroma fills the house as it bakes in the oven. The flavors of fresh blueberries, cinnamon-butter sauce, and Aunt Lindsey's secret crumble topping don't just mingle, they throw a party! The crust is always flaky and golden-brown, and the topping tastes so sweet and buttery that the pie almost doesn't need a filling. However, the

Best. Dessert. Ever. by Quigley Shurley

My favorite dessert of all time is Aunt Lindsey's blueberry pie. Make no mistake, this is no ordinary pie. In fact, each piece is a slice of heaven on a plate. Its warm, sweet aroma fills the house as it bakes in the oven. The flavors of fresh blueberries, cinnamon-butter sauce, and Aunt Lindsey's secret crumble topping don't just mingle, they throw a party! The crust is always flaky and golden-brown, and the topping tastes so sweet and buttery that the pie almost doesn't need a filling. However, the cinnamon-blueberry filling ties everything together in a beautiful symphony of flavors. Nothing on earth could ever improve the perfection of Aunt Lindsey's blueberry pie—except, perhaps, a scoop of vanilla ice cream on top!

Speaking & Listening

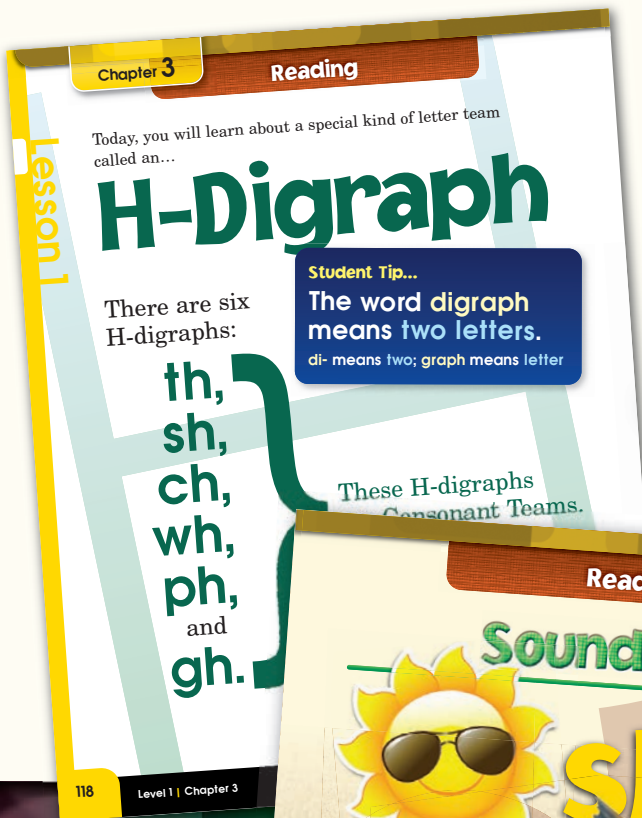
Speaking and listening opportunities that

- allow students to discuss topics formally and informally.
- encourage active listening in flexible student groups.
- prepare students for formal and informal oral presentations.
- rehearse routine discussion strategies that build knowledge.

Reading

Reinforcing reading instruction by

- allowing students to build their own literacy from sound-symbols to words to sentences to writing fluency.
- developing decoding, phonemic awareness, spelling, and fluency skills.
- integrating high-frequency words.
- allowing textual analysis in bite-size chunks.
- encouraging students to think deeper and more critically.
- providing comprehension support.
- featuring original pieces in various domains of literature, including narratives, informative pieces, opinion/argumentative writing, and other culturally-relevant text, which stimulate discussion and boost comprehension.
- drawing on literature models that enhance and inform their own writing.



Shurley: Dynamic Materials for the 21st Century

CLASSROOM Vogue

Over the last several years,
Shurley English has
invested tremendous
energy and resources to
develop its own combination
of print and digital
curriculum—a custom-fit
approach to match your
students' growing literacy
needs—using Brenda
Shurley's unique and
trusted methodology for
Language Arts instruction.

As your classroom changes,
your Shurley English materials
are fully adaptable!

We have the materi

TRADITIONAL

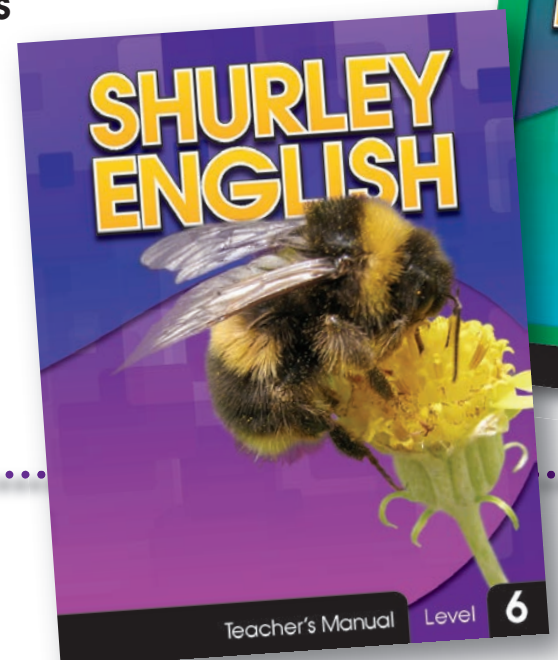

Print Materials

Student:

- Textbook
- Workbook
- Test Book

Teacher:

- Teacher's Manual



CONTEMPORARY

Digital Materials

Student and Teacher:

- Digital Classroom
 - Digital Textbook
 - Digital Teacher's Bundle



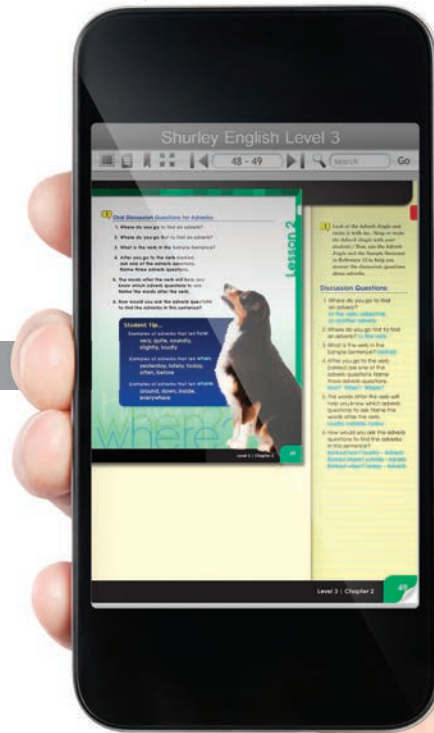
Print + Digital

Student:

- Textbook
- Workbook
- Test Book

Teacher:

- Teacher's Manual + Digital Teacher's Bundle



als to fit your teaching style!




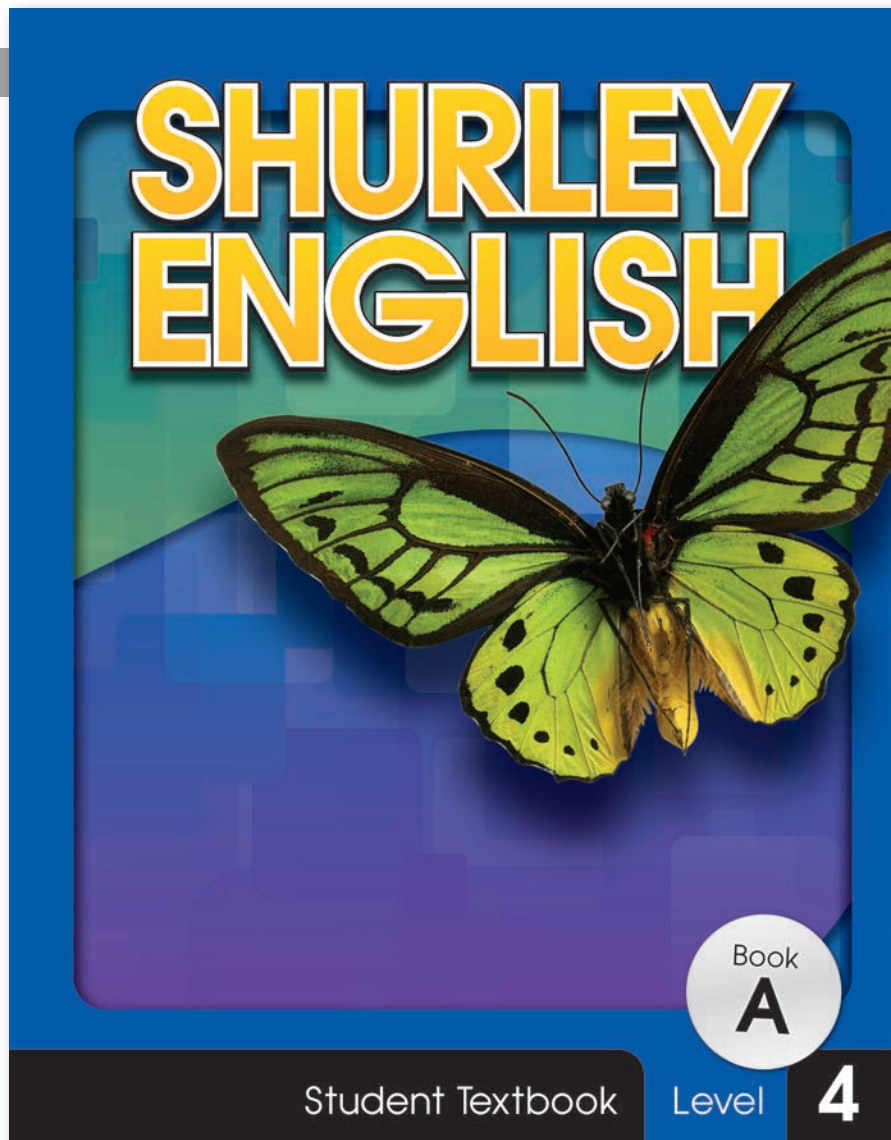
On the Desk:

The Student Textbook

TRADITIONAL MATERIAL


The **Student Textbook** is a required item for each student.

This set of two hardcover books contains references, jingles, practices, checkups, homework assignments, and multiple forms of assessments, including daily practice and end-of-lesson reviews.



Student Workbook

The Student Workbook is a recommended item for each student. The consumable worksheets are used in conjunction with the Student Textbook. Students write on workbook pages instead of notebook paper. A workbook may be purchased for each student or the teacher may duplicate workbook pages.



Student Test Book

The Test Book is a required item. The consumable book contains the pretest, chapter tests, and the posttest. Tests are presented in multiple formats. A Test Book may be purchased for each student or the teacher may duplicate test pages.

Chapter 17

Reference 190

Article for Reading Strategies

First, skim headings and key words in bold print. Second, form questions from the headings and key words. Third, read the text, reading closely to understand information about headings and key words. Fourth, scan headings and key words again to find answers to questions.


Frogs and Toads

SECTION 1 How Frogs and Toads Are Alike

Frogs and toads have many things in common. One way they are alike is that they are both classified in the group of **cold-blooded** animals called **amphibians**. Cold-blooded means that an animal's body temperature changes to match its surroundings. Amphibians are animals that can live on land and in water. For this reason, both frogs and toads have long back legs for jumping and webbed feet for swimming. Another way frogs and toads are alike is that they both catch insects with their long, sticky tongues. Finally, both frogs and toads start life as tadpoles hatched from eggs laid in water. A tadpole is the **larva**, or baby stage, of frogs and toads. During the tadpole stage, frogs and toads have **gills** so they can breathe under water. Later, they develop **lungs** for breathing air as they **mature** into adult frogs and toads.

SECTION 2 How Frogs and Toads Are Different

Even though frogs and toads are very similar, there are a few ways in which they are different. One difference in frogs and toads is their skin. Toads have dry bumpy skin that is darker in color than frog's skin. A frog's skin is moist, smooth, and lighter in color than a toad's. Another difference is their body shape. Toads have wide, flat bodies, and frogs have narrow, slender bodies. Finally, toads and frogs require different living **habitats**, which is the place where a plant or animal normally lives and grows. Frogs must always live near water in order to keep their skin moist. Toads need less water and can live in dry places.



684 Level 4 Chapter 17

Comprehension Questions provide a scaffold for class discussions.

References are clear and concise.

Use Reference 190 to answer the questions below

Strategy 1 Using the Skimming Strategy

The purpose of skimming is to get a general idea of the article before you actually read it. Use titles, headings, subheadings, and key words to help you.

1. What is the title of the article?
2. Name the headings.
3. What are the bold-type words in each section?
4. What is the main idea of the article?

Strategy 2 Using the Questioning Strategy

The purpose of questioning is to get your mind ready for information. It gives you a reason for reading and makes it easier to remember main ideas and understand key words. Turn headings and key words in the article into questions.

1. How are frogs and toads alike?
2. What does cold-blooded mean?
3. What are amphibians?
4. What is a larva?
5. When are gills and lungs used?
6. How are frogs and toads different?
7. What is a habitat?

Strategy 3 Using the Reading Strategy


The purpose of reading is to understand the information under headings and to get definitions for key words. Now, read the article.

Strategy 4 Using the Scanning Strategy

The purpose of scanning is to help you use headings and key words to find answers to questions. Scan headings, key words in bold print, underlined words, and topic sentences to help you find the answers to the questions below.

1. How are frogs and toads alike?
2. Which section contains these bold-type words: cold-blooded, amphibians, larva, gills, and lungs?
3. What does cold-blooded mean?
4. What are amphibians?
5. What is a larva?
6. What are frogs and toads called in the larva stage?
7. When do frogs and toads breathe with gills?
8. When do frogs and toads breathe with lungs?
9. How are frogs and toads different?
10. Which section contains the word habitat in bold-type?
11. Which section tells you where frogs and toads live?
12. What is the main idea of the article?

Based on what you've learned, can you tell whether this is a picture of a frog or a toad?



685 Level 4 Chapter 17


Chapter 1

Extending the Lesson: Blogging

A blog is like an online journal where you can express your opinions and make comments about what is going on in your class, family, school, and community. Since others can read what you have written, you must be careful not to write anything private, rude, or unkind. You must always accept the responsibility for how you express yourself in a place that other people can read.

The following activities can be used to blog:

1. **Wall blog at home** (parent supervision)
Use poster board, butcher paper, white shower curtain, or white board to set up a home blog in a central location in your house. All family members can read and write blog entries.
2. **Wall blog at school** (teacher supervision)
You can read and write blog entries on butcher paper, poster board, or a white board.
3. **Class blog on the computer** (teacher supervision)
Post entries on the class blog. Use your scheduled time for the blog to write, read, respond, and reflect.



8 Level 4 Chapter 1

Examples show how to apply what is being learned.

Students Extend the Lesson to promote a deeper understanding of concepts, skills, and subjects.

Reference 19

Adjectives

Adjectives can make your sentences come to life!

An adjective is a word that modifies or describes a noun or a pronoun. (You will learn about pronouns in later chapters.)

Examples of adjectives:
blue flower, **tall** men, **round** ball, **clean** feet, **seven** pigs, **this** street

Adjectives are **modifiers**. They are words that describe or clarify the meaning of another word. In grammar, the word **modify** means "to describe." Adjectives modify by answering the adjective questions: **what kind, which one, or how many**.

Examples of adjectives that tell **what kind**:
gray, black, pretty, hot, cold, dry, smooth, warm

Examples of adjectives that tell **which one**:
that, this, those, these, youngest, only, another

Examples of adjectives that tell **how many**:
one, four, fifty-five, some, both, several, many

An adjective is labeled with the abbreviation **Adj.**

★ An adjective is not part of a sentence's pattern because it is not considered a core part like the subject and verb (SN V).

★ Modifiers like adjectives only add extra information about other words. They do not affect the pattern of a sentence.



59 Level 4 Chapter 2

STUDENT RUBRIC for Descriptive Writing

Name _____ Date _____

Directions: Put a checkmark beside each question that you answer with "yes."

Descriptive SCORE ☐ (Count the checkmarks in this section.)

1. Have I used descriptive words and details to create strong mental pictures?
2. Have I used appropriate transition words?
3. Have I used suitable figurative language to develop sensory images?
4. Is the purpose of my descriptive writing stated in my topic sentence?
5. Have I developed the topic in an interesting and informative way?

Ideas SCORE ☐ (Count the checkmarks in this section.)

1. Is the topic and purpose of my paper clearly described in the topic sentence?
2. Have I narrowed or expanded my topic appropriately?
3. Are there at least three main points to develop the topic of my paper?
4. Is there at least one detail that supports and develops each of my main points?
5. Have I chosen a topic that is appropriate to my purpose, genre, and audience?

Organization SCORE ☐ (Count the checkmarks in this section.)

1. Is my paper well organized and easy to follow?
2. Does my paper have a clear introduction, body, and conclusion?
3. Are my ideas in a logical order?
4. Does my paragraph have a topic that is supported by every sentence in the paragraph?
5. Does the organization of my sentences reflect my purpose and audience?

Word Choice SCORE ☐ (Count the checkmarks in this section.)

1. Have I used precise nouns and verbs to explain and describe my topic?
2. Have I used vivid adjectives and adverbs to create strong mental pictures?
3. Have I replaced unclear words with stronger words?
4. Have I deleted incorrect, repeated, or unnecessary words?
5. Have I used words appropriate to my purpose and audience?

184 Level 4 Chapter 4

Assessments are provided in multiple formats.

Rubrics ensure writing traits are being incorporated.

Classroom Practice 8

Name _____ Date _____

GRAMMAR:

Exercise 1: Classify each sentence.

1. _____ The tired little kitten slept soundly today.
2. _____ An old teapot whistled very loudly.

Exercise 2: What are the article adjectives?

1. _____
2. _____
3. _____

Exercise 3: List the adverb questions.

1. _____
2. _____
3. _____

Exercise 4: List the adjective questions.

1. _____
2. _____
3. _____

SKILLS:

Exercise 5: Write a or an in the blanks.

1. Would you like _____ orange?
2. Would you like _____ fresh orange?
3. We saw _____ very large fire.
4. We saw _____ extremely large fire.

Exercise 6: Fill in the circle beside each correct answer.

1. minute : hour :: pages : _____ ☐ time ☐ book ☐ paper
2. late : wait :: _____ : night ☐ day ☐ morning ☐ tight

EDITING:

Exercise 7: Write the capitalization and punctuation rule numbers for each correction in bold. Use References 7 and 9 on pages 24 and 29–30.

Rose, you go to **Parker** Elementary on **Miller** Street, don't you?

67 Level 4 Chapter 2

At Your Fingertips: The Teacher's Manual


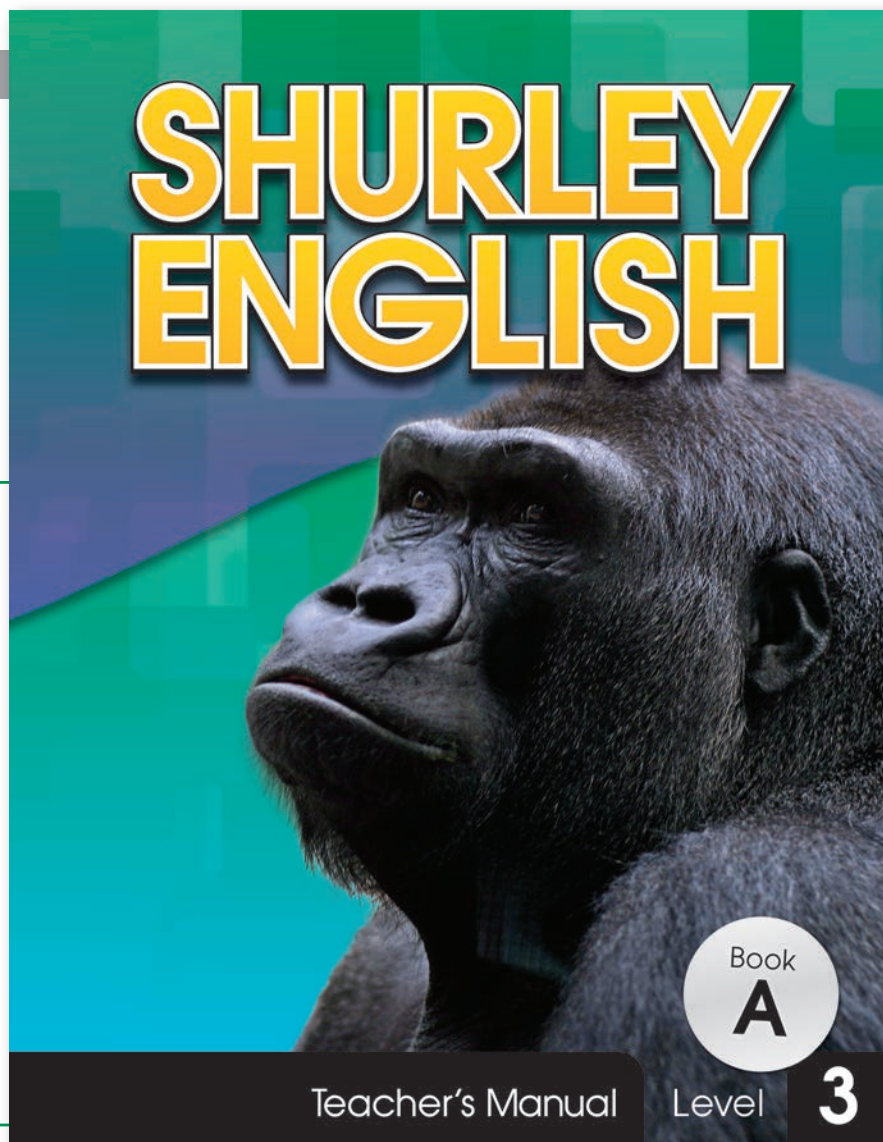
TRADITIONAL MATERIAL

The **Teacher's Manual** is essential for teaching the Shurley English curriculum and continues to be the heart of the program at every level.

This two-book set includes:


- Lesson Plans
- Student Objectives
- Common Core State Standard Objectives
- Teaching Scripts
- Questioning Strategies
- Modification Strategies
- Classroom Activities
- Enrichment Activities
- Teaching Tips
- Student Tips
- Answer Keys

...and much more!



Teacher's Key


The answer keys from the Teacher's Manual have been conveniently placed together in a full-size, softcover book, making it easy to check student pages.



Jingle Posters


The Jingle Posters are 17" x 22" and provide a colorful visual aid for the jingles.

These poster sets are great tools for reinforcing grammar concepts.




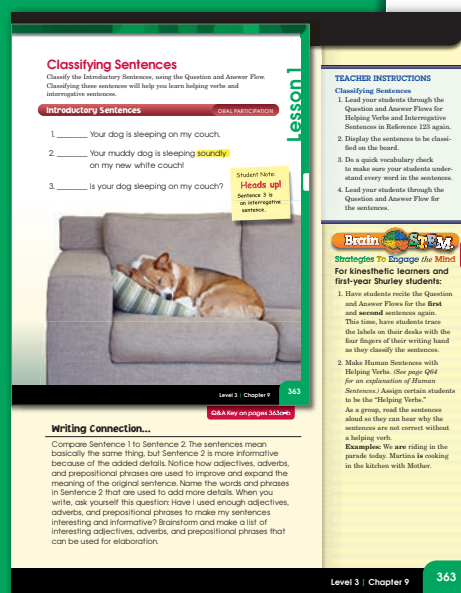
Teacher instructions prompt the direction and flow of the lessons being taught.

Common Core State Standard objectives are listed for every lesson.



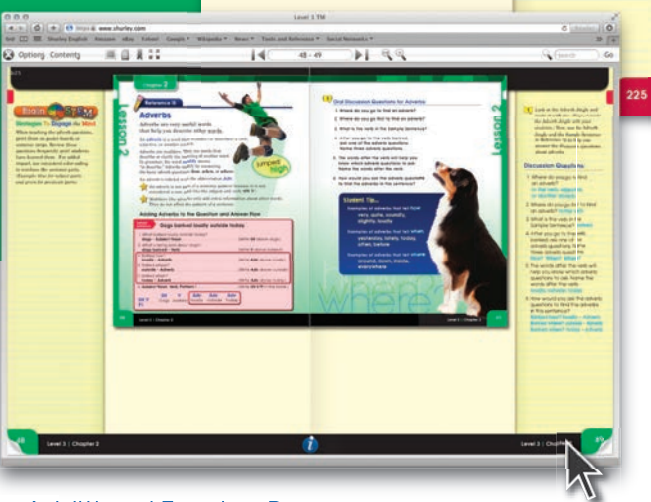
Modification ideas help meet individual student needs.

Strategies to Engage the Mind suggest ways of incorporating different learning styles and form stronger connections in students' minds.



Jingle Time CD

This audio CD may be used to demonstrate the jingles for the students, or it may be used as a resource for the teacher.



Additional Teacher Resources

With a simple click of the mouse, teachers have access to modified worksheets, blank templates, and other helpful teaching aids available for duplication. These enrichment options are only available in the Digital Teacher's Bundle.

DIGITAL IS...

Dynamic

With a digital product, we are able to deliver the latest in upgrades and improvements.


Simply login to the Shurley Portal, access the pages you desire, and the updated content is in-place for immediate use.

TECHNICAL REQUIREMENTS:

- Windows® 2000/XP/Vista/7 or Mac OS X 10.5 or higher
- High-speed Internet connection
- Current versions of IE, Firefox, Chrome, or Safari
- Adobe Flash
- 2 GB RAM
- Initial download of Shurley Portal

In Transition: Versatile Learning

PRINT + DIGITAL EDITIONS



For those classrooms that need traditional print products, but also want the advantage and convenience of teaching from the digitally enhanced Student Textbook, the Print + Digital package is for you.


Student:

- Textbook
- Workbook
- Test Book

Teacher:

- Teacher's Manual + Digital Teacher's Bundle

In this offering, the print and digital materials are intended to work in tandem. You may purchase the Print + Digital at the same time, or you may purchase the print version now, and add the digital components later. The choice is yours. The flexibility is yours. As your classroom changes, so can your Shurley English materials.



revolution

innovative
interactive
engaging

Shurley English Digital Enhancements include:

- Audio
- Video
- Interactive Whiteboard Technology



Shurley
Instructional
Materials, Inc.

During the development phase of our newest edition of Shurley English, our own in-house team of technology experts worked in tandem with our authors. Together, they designed digital enhancements, tailor-made for our unique approach to Language Arts instruction.

It was important to us to develop purposeful digital-enhancements to the curriculum. Time in the classroom is valuable, and therefore a digital product must provide true, measurable value to the student and the learning process.

To this end, we developed our digital curriculum to...


- enhance the lessons with stimulating multi-sensory input.
- incorporate strategies to engage the brain and enhance understanding.
- activate and maintain student engagement within each lesson.
- provide parental support for at-home review opportunities.
- meet the growing need for technology instruction and learning in the Digital Age.

On the Desktop... or Laptop... or Tablet: The Digital Classroom

DIGITAL MATERIAL

The **Digital Classroom** contains everything one classroom needs to complete the school year using Shurley English. Each Digital Classroom contains 20 Digital Student Textbooks and a Digital Teacher's Bundle.

Digital Student Textbook

Each lesson in the **Digital Student Textbook** has been carefully developed to include numerous digital enhancements. Simply click the interactive  at the bottom of the screen to view the special content.

The Digital Student Textbook can be displayed on students' computers, tablets, or compatible smartphones. It contains all the digital enhancements that make the lesson interactive and engaging. The student may access the textbook from school or home, dependent upon teacher settings.

With the Digital Teacher's Bundle, educators have the option to sync the Digital Student Textbook with the Digital Teacher's Manual. This way, the teacher and student are always "on the same page."



Image used with permission of SMART Technologies ULC (www.smarttech.com). SMART Board® and the SMART logo are trademarks of SMART Technologies ULC and may be registered in the European Union, Canada, the United States and other countries.



Digital Teacher's Bundle

The Digital Teacher's Bundle consists of the Digital Teacher's Manual and the Digital Student Textbook.

The **Teacher's Manual** is essential for teaching the *Shurley English* curriculum. The digital manual contains everything that is in the traditional print edition, with additional features like bookmarks, notes, search, and access to powerful teaching aids.

Within the Teacher's Manual, teachers need only click the mouse to have access to modified worksheets, blank templates, and other helpful teaching aids available for duplication. These enrichment options are exclusive to the Teacher's Bundle.

In order to take full advantage of the new and engaging interactive features, the **Digital Student Textbook**, that is provided in your Teacher's Bundle, is ideally intended for projection onto an interactive whiteboard. However, it can be projected onto a standard whiteboard, a pull-down screen, or even onto a wall in the classroom.

Interactive Menu Items



Displays a list of the Common Core State Standards covered in the Lesson



Plays audio for the chosen Jingle along with a follow-along animation



Plays helpful audio for the skills being taught on the page, such as Q&A Flows, Introductory and Practice Sentences, Vocabulary Words, and much more



Plays an animation or a video that visually reinforces the material being taught on the page



Launches a variety of activities that can be displayed and utilized as classroom practice through an interactive whiteboard



Displays a printable PDF of various resources such as assessments and practice forms



1	• Activity: Write a paragraph to show understanding of vocabulary words.	p. 139
2	• Activity: Write a paragraph to show understanding of vocabulary words.	p. 140
3	• Activity: Write a paragraph to show understanding of vocabulary words.	p. 141
4	• Activity: Write a paragraph to show understanding of vocabulary words.	p. 142
5	• Activity: Write a paragraph to show understanding of vocabulary words.	p. 143
6	• Activity: Write a paragraph to show understanding of vocabulary words.	p. 144
7	• Activity: Write a paragraph to show understanding of vocabulary words.	p. 145
8	• Activity: Write a paragraph to show understanding of vocabulary words.	p. 146
9	• Activity: Write a paragraph to show understanding of vocabulary words.	p. 147
10	• Activity: Write a paragraph to show understanding of vocabulary words.	p. 148
11	• Activity: Write a paragraph to show understanding of vocabulary words.	p. 149
12	• Activity: Write a paragraph to show understanding of vocabulary words.	p. 150
13	• Activity: Write a paragraph to show understanding of vocabulary words.	p. 151
14	• Activity: Write a paragraph to show understanding of vocabulary words.	p. 152
15	• Activity: Write a paragraph to show understanding of vocabulary words.	p. 153
16	• Activity: Write a paragraph to show understanding of vocabulary words.	p. 154
17	• Activity: Write a paragraph to show understanding of vocabulary words.	p. 155
18	• Activity: Write a paragraph to show understanding of vocabulary words.	p. 156
19	• Activity: Write a paragraph to show understanding of vocabulary words.	p. 157
20	• Activity: Write a paragraph to show understanding of vocabulary words.	p. 158
21	• Activity: Write a paragraph to show understanding of vocabulary words.	p. 159
22	• Activity: Write a paragraph to show understanding of vocabulary words.	p. 160
23	• Activity: Write a paragraph to show understanding of vocabulary words.	p. 161
24	• Activity: Write a paragraph to show understanding of vocabulary words.	p. 162
25	• Activity: Write a paragraph to show understanding of vocabulary words.	p. 163
26	• Activity: Write a paragraph to show understanding of vocabulary words.	p. 164
27	• Activity: Write a paragraph to show understanding of vocabulary words.	p. 165
28	• Activity: Write a paragraph to show understanding of vocabulary words.	p. 166
29	• Activity: Write a paragraph to show understanding of vocabulary words.	p. 167
30	• Activity: Write a paragraph to show understanding of vocabulary words.	p. 168
31	• Activity: Write a paragraph to show understanding of vocabulary words.	p. 169
32	• Activity: Write a paragraph to show understanding of vocabulary words.	p. 170
33	• Activity: Write a paragraph to show understanding of vocabulary words.	p. 171
34	• Activity: Write a paragraph to show understanding of vocabulary words.	p. 172
35	• Activity: Write a paragraph to show understanding of vocabulary words.	p. 173
36	• Activity: Write a paragraph to show understanding of vocabulary words.	p. 174
37	• Activity: Write a paragraph to show understanding of vocabulary words.	p. 175
38	• Activity: Write a paragraph to show understanding of vocabulary words.	p. 176
39	• Activity: Write a paragraph to show understanding of vocabulary words.	p. 177
40	• Activity: Write a paragraph to show understanding of vocabulary words.	p. 178
41	• Activity: Write a paragraph to show understanding of vocabulary words.	p. 179
42	• Activity: Write a paragraph to show understanding of vocabulary words.	p. 180
43	• Activity: Write a paragraph to show understanding of vocabulary words.	p. 181
44	• Activity: Write a paragraph to show understanding of vocabulary words.	p. 182
45	• Activity: Write a paragraph to show understanding of vocabulary words.	p. 183
46	• Activity: Write a paragraph to show understanding of vocabulary words.	p. 184
47	• Activity: Write a paragraph to show understanding of vocabulary words.	p. 185
48	• Activity: Write a paragraph to show understanding of vocabulary words.	p. 186
49	• Activity: Write a paragraph to show understanding of vocabulary words.	p. 187
50	• Activity: Write a paragraph to show understanding of vocabulary words.	p. 188
51	• Activity: Write a paragraph to show understanding of vocabulary words.	p. 189
52	• Activity: Write a paragraph to show understanding of vocabulary words.	p. 190
53	• Activity: Write a paragraph to show understanding of vocabulary words.	p. 191
54	• Activity: Write a paragraph to show understanding of vocabulary words.	p. 192
55	• Activity: Write a paragraph to show understanding of vocabulary words.	p. 193
56	• Activity: Write a paragraph to show understanding of vocabulary words.	p. 194
57	• Activity: Write a paragraph to show understanding of vocabulary words.	p. 195
58	• Activity: Write a paragraph to show understanding of vocabulary words.	p. 196
59	• Activity: Write a paragraph to show understanding of vocabulary words.	p. 197
60	• Activity: Write a paragraph to show understanding of vocabulary words.	p. 198
61	• Activity: Write a paragraph to show understanding of vocabulary words.	p. 199
62	• Activity: Write a paragraph to show understanding of vocabulary words.	p. 200
63	• Activity: Write a paragraph to show understanding of vocabulary words.	p. 201
64	• Activity: Write a paragraph to show understanding of vocabulary words.	p. 202
65	• Activity: Write a paragraph to show understanding of vocabulary words.	p. 203
66	• Activity: Write a paragraph to show understanding of vocabulary words.	p. 204
67	• Activity: Write a paragraph to show understanding of vocabulary words.	p. 205
68	• Activity: Write a paragraph to show understanding of vocabulary words.	p. 206
69	• Activity: Write a paragraph to show understanding of vocabulary words.	p. 207
70	• Activity: Write a paragraph to show understanding of vocabulary words.	p. 208
71	• Activity: Write a paragraph to show understanding of vocabulary words.	p. 209
72	• Activity: Write a paragraph to show understanding of vocabulary words.	p. 210
73	• Activity: Write a paragraph to show understanding of vocabulary words.	p. 211
74	• Activity: Write a paragraph to show understanding of vocabulary words.	p. 212
75	• Activity: Write a paragraph to show understanding of vocabulary words.	p. 213
76	• Activity: Write a paragraph to show understanding of vocabulary words.	p. 214
77	• Activity: Write a paragraph to show understanding of vocabulary words.	p. 215
78	• Activity: Write a paragraph to show understanding of vocabulary words.	p. 216
79	• Activity: Write a paragraph to show understanding of vocabulary words.	p. 217
80	• Activity: Write a paragraph to show understanding of vocabulary words.	p. 218
81	• Activity: Write a paragraph to show understanding of vocabulary words.	p. 219
82	• Activity: Write a paragraph to show understanding of vocabulary words.	p. 220
83	• Activity: Write a paragraph to show understanding of vocabulary words.	p. 221
84	• Activity: Write a paragraph to show understanding of vocabulary words.	p. 222
85	• Activity: Write a paragraph to show understanding of vocabulary words.	p. 223
86	• Activity: Write a paragraph to show understanding of vocabulary words.	p. 224
87	• Activity: Write a paragraph to show understanding of vocabulary words.	p. 225
88	• Activity: Write a paragraph to show understanding of vocabulary words.	p. 226
89	• Activity: Write a paragraph to show understanding of vocabulary words.	p. 227
90	• Activity: Write a paragraph to show understanding of vocabulary words.	p. 228
91	• Activity: Write a paragraph to show understanding of vocabulary words.	p. 229
92	• Activity: Write a paragraph to show understanding of vocabulary words.	p. 230
93	• Activity: Write a paragraph to show understanding of vocabulary words.	p. 231
94	• Activity: Write a paragraph to show understanding of vocabulary words.	p. 232
95	• Activity: Write a paragraph to show understanding of vocabulary words.	p. 233
96	• Activity: Write a paragraph to show understanding of vocabulary words.	p. 234
97	• Activity: Write a paragraph to show understanding of vocabulary words.	p. 235
98	• Activity: Write a paragraph to show understanding of vocabulary words.	p. 236
99	• Activity: Write a paragraph to show understanding of vocabulary words.	p. 237
100	• Activity: Write a paragraph to show understanding of vocabulary words.	p. 238



complete, complete, complete
When five simple rules
It meets, meets, meets.

It has a subject, subject, subject

And a verb, verb, verb.

And it makes sense, sense, sense

With every word, word, word.



Checklist

- 1. Are there any important or interesting ideas or details that could be added?
- 2. Is there a clear introduction, body, and conclusion?
- 3. Do you have a topic sentence?
- 4. Are there sentences that should be deleted because they do not support your topic?
- 5. Are the sentences and paragraphs in a logical order? Should they be rearranged?
- 6. Does your writing reflect its purpose, genre, and audience?
- 7. Can you add or replace any weak words with stronger word choices?
- 8. Are there any repeated or unclear words that should be deleted?
- 9. Do your word choices make your writing sound unique?
- 10. Can you add figurative language (metaphors, similes, personification)?
- 11. Are the sentences varied in length and type?
- 12. Do you need to combine or shorten any sentences?
- 13. Do you need to add or change transition words?
- 14. Write your revisions in the blank spaces of your rough draft.
- 15. Draw a line through words or sentences that you want to delete or replace.



Noun Check

Sentence 2:

SN V A Adj Adj SN P A OP
Pl The large brown snake (in the backyard)/
V Adv P A OP
crawled quickly (under the fence). D

Shurley Portal

Access to your digital products is simple and easy with the Shurley Online Services Portal.

- Manage access to each of your Digital Student Textbooks
- View recorded webinars on how to best implement your digital materials
- Review self-help resources and easy-to-follow videos for teaching strategies



Pricing Information:

TRADITIONAL PRINT MATERIALS

Student Materials:

Student Textbook \$48

- Level 1 **Coming Soon**
- Level 2 **Coming Soon**
- Level 3 ISBN 978-1-58561-242-0
- Level 4 ISBN 978-1-58561-245-1
- Level 5 ISBN 978-1-58561-248-2
- Level 6 ISBN 978-1-58561-251-2

Student Workbook \$12

- Level 1 **Coming Soon**
- Level 2 **Coming Soon**
- Level 3 ISBN 978-1-58561-260-4
- Level 4 ISBN 978-1-58561-261-1
- Level 5 ISBN 978-1-58561-262-8
- Level 6 ISBN 978-1-58561-263-5

Student Test Book \$10

- Level 1 **Coming Soon**
- Level 2 **Coming Soon**
- Level 3 ISBN 978-1-58561-268-0
- Level 4 ISBN 978-1-58561-269-7
- Level 5 ISBN 978-1-58561-270-3
- Level 6 ISBN 978-1-58561-271-0

To ensure timely service,
the following information is
needed on your purchase order:

- ✓ Authorized Signature
- ✓ Billing and Shipping Address
- ✓ ISBN, Title, and Quantity of Each Product
- ✓ 8% Shipping and Handling

Teacher Materials:

Teacher's Manual* \$225

- Level 1 **Coming Soon**
- Level 2 **Coming Soon**
- Level 3 ISBN 978-1-58561-216-1
- Level 4 ISBN 978-1-58561-219-2
- Level 5 ISBN 978-1-58561-222-2
- Level 6 ISBN 978-1-58561-225-3

Jingle Time CD \$25
ISBN 978-1-58561-274-1

Jingle Posters \$45

- Level 1 ISBN 978-1-58561-121-8
- Level 2 ISBN 978-1-58561-122-5
- Level 3 ISBN 978-1-58561-123-2
- Level 4 ISBN 978-1-58561-124-9
- Level 5 ISBN 978-1-58561-125-6
- Level 6 ISBN 978-1-58561-126-3

Teacher's Key \$25

- Level 1 **Coming Soon**
- Level 2 **Coming Soon**
- Level 3 ISBN 978-1-58561-157-7
- Level 4 ISBN 978-1-58561-158-4
- Level 5 ISBN 978-1-58561-159-1
- Level 6 ISBN 978-1-58561-160-7

* A Teacher's Manual is provided free
with the purchase of a classroom set
of Student Textbooks.
(Minimum quantities required.)

PRINT + DIGITAL

These packages may be added to your
traditional print purchase for inter-
active, digital use in the classroom.

Teacher Materials:

+ Digital Teacher's Bundle*
(6 year subscription) \$175

- Level 1 **Coming Soon**
- Level 2 **Coming Soon**
- Level 3 ISBN 978-1-58561-301-4
- Level 4 ISBN 978-1-58561-302-1
- Level 5 ISBN 978-1-58561-303-8
- Level 6 ISBN 978-1-58561-304-5

+ Digital Teacher's Bundle*
(3 year subscription) \$125

- Level 1 **Coming Soon**
- Level 2 **Coming Soon**
- Level 3 ISBN 978-1-58561-309-0
- Level 4 ISBN 978-1-58561-310-6
- Level 5 ISBN 978-1-58561-311-3
- Level 6 ISBN 978-1-58561-312-0

+ Digital Teacher's Bundle*
(1 year subscription) \$75

- Level 1 **Coming Soon**
- Level 2 **Coming Soon**
- Level 3 ISBN 978-1-58561-317-5
- Level 4 ISBN 978-1-58561-318-2
- Level 5 ISBN 978-1-58561-319-9
- Level 6 ISBN 978-1-58561-320-5

* The +Digital Teacher's Bundle cannot
be purchased as a standalone item.
The purchase of a classroom set of
Student Textbooks is required prior to
the purchase of the +Digital Teacher's
Bundle. (Minimum quantities required.)

Need a Quote?

Please contact us for assistance in developing
a quote to attach to your Purchase Order.

1-800-566-2966

DIGITAL MATERIALS

These packages are intended for the 100% digital school where print material is not used.

The Digital Classroom contains materials for 1 teacher and 20 students.

Classroom Materials:

Digital Classroom*

(6 year subscription)

\$1,075

- Level 1 Coming Soon
- Level 2 Coming Soon
- Level 3 ISBN 978-1-58561-347-2
- Level 4 ISBN 978-1-58561-350-2
- Level 5 ISBN 978-1-58561-353-3
- Level 6 ISBN 978-1-58561-356-4

Digital Classroom*

(3 year subscription)

\$825

- Level 1 Coming Soon
- Level 2 Coming Soon
- Level 3 ISBN 978-1-58561-346-5
- Level 4 ISBN 978-1-58561-349-6
- Level 5 ISBN 978-1-58561-352-6
- Level 6 ISBN 978-1-58561-355-7

Digital Classroom*

(1 year subscription)

\$375

- Level 1 Coming Soon
- Level 2 Coming Soon
- Level 3 ISBN 978-1-58561-345-8
- Level 4 ISBN 978-1-58561-348-9
- Level 5 ISBN 978-1-58561-351-9
- Level 6 ISBN 978-1-58561-354-0

* We do not pro-rate Digital Classroom orders for classes that have less than 20 students.

Add-On Student Materials:

If your classroom contains more than 20 students, you may add-on the following Digital Student Textbooks to your Digital Classroom order.

Add-On Digital Student Textbook**

(6 year subscription)

\$45

- Level 1 Coming Soon
- Level 2 Coming Soon
- Level 3 ISBN 978-1-58561-277-2
- Level 4 ISBN 978-1-58561-278-9
- Level 5 ISBN 978-1-58561-279-6
- Level 6 ISBN 978-1-58561-280-2

Add-On Digital Student Textbook**

(3 year subscription)

\$35

- Level 1 Coming Soon
- Level 2 Coming Soon
- Level 3 ISBN 978-1-58561-285-7
- Level 4 ISBN 978-1-58561-286-4
- Level 5 ISBN 978-1-58561-287-1
- Level 6 ISBN 978-1-58561-288-8






Add-On Digital Student Textbook**

(1 year subscription)

\$15

- Level 1 Coming Soon
- Level 2 Coming Soon
- Level 3 ISBN 978-1-58561-293-2
- Level 4 ISBN 978-1-58561-294-9
- Level 5 ISBN 978-1-58561-295-6
- Level 6 ISBN 978-1-58561-296-3

** When a Digital Classroom is purchased, you may then purchase add-on digital textbooks for those additional students in that classroom. Subscriptions for the Digital Classroom and Add-On Digital Student Textbook must be for the same subscription period.



To ensure timely service, the following information is needed on your purchase order:

- ✓ Authorized Signature
- ✓ Billing Address
- ✓ ISBN, Title, and Quantity of Each Product
- ✓ 4% Set-up and Activation Fee
- ✓ Name and email address of your Digital Textbook Administrator
- ✓ Activation Date

Ordering Information:

Placing Orders

To ensure timely service, the following information is required on your purchase order:

- ✓ **Authorized Signature**
- ✓ **Billing and Shipping Address**
- ✓ **ISBN, Title, and Quantity of Each Product**
- ✓ **8% Shipping and Handling on Print Materials**
- ✓ **4% Set-up and Activation on Digital Materials**

PHONE

800-566-2966

Call between 8 a.m. and 5 p.m. Central Time, Monday through Thursday, or between 8 a.m. and 4:30 p.m. on Friday.

We accept Visa, MasterCard, and Discover credit card orders by phone.



FAX

501-843-0583

Your orders may be faxed 24/7! Fax a completed purchase order with an authorized signature. Please print or type. If mailing the original document as a follow-up, please mark it "Confirmation of Fax Order. Do Not Duplicate."

MAIL

Shurley Instructional Materials, Inc.

366 SIM Drive
Cabot, AR 72023

For prompt service by mail, send a completed purchase order with an authorized signature. Please print or type.

EMAIL

shurley@shurley.com

Your orders may be emailed 24/7! Email a completed purchase order with an authorized signature. Please print or type. If mailing the original document as a follow-up, please mark it "Confirmation of E-mail Order. Do Not Duplicate."

Terms

For billable accounts, invoice terms are net 30 days and payable in U.S. dollars. No cash discounts. Late fees will be charged and added to overdue accounts.

Private Schools

First-time customers are required to prepay 100% on the first order if it is under \$250.00 and 50% if over \$250.00. Customers in good standing are required to prepay 50% of every order. The remaining balance will be invoiced. The above Terms apply.

Shipping

- Shipping and handling charges of 8% will be prepaid and added to the invoice for print materials.
- Set-up and Activation charges of 4% will be prepaid and added to the invoice for Digital Materials.
- Arkansas orders must include sales tax.
- Standard shipping within the contiguous United States is UPS ground. For Canada orders, current UPS or USPS rates will apply. UPS requires a street address and cannot deliver to a P.O. Box.
- Orders weighing less than 3 pounds will be charged Priority Mail rates plus a handling fee and mailed through the United States Postal Service.
- Express shipments will be charged the current UPS rate plus a handling fee. In rare instances, we can ship an order the same day it is placed. Please allow one to two days of processing prior to shipment.
- For orders placed between June 1 and September 1, allow four to six weeks for delivery.
- Backorders will be shipped as soon as items become available unless the order states "No Backorders."

Receiving


Notify your receiving department of incoming shipments. Please verify shipments against the packing slip and your purchase order. Discrepancies should be reported to our Customer Service Department within 30 days.

Return Policy

Print materials may be returned within 60 days after purchase if unmarked and in salable condition. Contact Customer Service at 800-566-2966 for return authorization. Allow 4 weeks from the date of receipt for credits to be posted to your account. No credit is given for shipping and handling charges. Please note that we cannot guarantee credit for unauthorized returns. Please reference requests to your Shurley Instructional Materials invoice.

Digital Materials may be returned within 30 days after purchase. Credit will not be given for set-up and activation fees.

ALL PRICES ARE SUBJECT TO CHANGE WITHOUT NOTICE.



Our commitment to our customers does not end with the sale and delivery of our materials.

For successful implementation of our curriculum, we offer several professional development options to meet your needs.

Free Teacher Support

We provide a toll-free telephone support service to help you better implement Shurley English. If you have a question at any time during the year, please call the representative for your state or the corporate office.

Free Initial Training

After a schoolwide purchase of textbooks, your Shurley English representative will provide a fundamental overview of the curriculum at no charge. This presentation will introduce and demonstrate the unique teaching techniques used to implement all levels of Shurley English!

(This service is not available in all states.)

Training via Webinar

The Initial Training and Comprehensive Full-Day Training are available via webinar. This plan ensures that your teachers receive the proper training to successfully implement the curriculum, but at a significant cost savings to the school. High speed Internet access is required.

(A fee applies.)

www.shurley.com

The Shurley English website is a great resource for teachers who wish to learn more about Shurley English. Please check our website often for additional resources and product information updates.




On-site Classroom Evaluations

Shurley English now offers on-site classroom evaluations to school districts using the Shurley English curriculum in grades 1-6. On-site evaluations are customized to meet individual district needs. Prior to the scheduled date, administrators and teachers will provide answers to a Shurley English questionnaire.

The Shurley English Professional Development Team will review the information gathered and will work with school personnel to determine appropriate coaching strategies and techniques that will produce maximum results in each teaching situation.

(A fee applies.)



Comprehensive Full-Day Training

This option is available to school districts seeking **in-depth** subject matter training. The full-day training is customized to meet specific topics of discussion and various levels of experience using Shurley English. A certified member of the Shurley English Professional Development Team will conduct the presentation. *(A fee applies.)*

For more information about any of the services listed, please call 800-566-2966.



366 SIM DRIVE
CABOT, AR 72023
PHONE (800) 566-2966
FAX (501) 843-0583
www.shurley.com

For the latest updates:
search www.shurley.com

like us on

follow us on



Prepare every student for SUCCESS

Shurley Instructional Materials
has helped students across
the country to master
Common Core skills long
before the Standards were
actually put in place.

Shurley English:

- weaves the Common Core standards into every lesson, making it possible for all students to achieve success.
- provides scaffolding so that students can tackle the text complexity and rigor in reading, writing, speaking/listening, and language.
- equips students to achieve 100% of the Common Core outcomes.

Call our corporate office today to request your free online samples of Shurley English. 800-566-2966

The Language Arts *re*volution is here.