


SHURLEY ENGLISH



www.shurley.com



CATALOG OF PRODUCTS



Homeschool Author - Brenda Shurley

After teaching eighth-grade English for one year, I saw that my students could neither remember nor apply many of the basic Language Arts concepts they should have already mastered. The reason soon became clear to me. The skills they were expected to learn and apply in their daily assignments were taught in isolation. The result was that most of my students did not like English. They did not like it because they did not understand it!



I knew there had to be a better way to teach language skills so that students could master and apply these skills across the curriculum. I looked for an English program that would meet the needs of my students but was unable to find one. Therefore, in 1971, I decided to develop my own. I wanted my English program to reach children with different learning abilities, to instill a love of learning, and to give students a solid skills foundation from which to build advanced writing and speaking skills. Thus, Shurley English was born.

Over the years, I have perfected and expanded Shurley English. I watched students in my classroom succeed in English and believe in themselves again. My students developed a tremendous sense of security and self-confidence in their ability to use language, which carried over into other areas of their lives. I grew more excited as I realized Shurley English could open unlimited learning potential for every student.

With many parents now assuming the responsibility for educating their children at home, I have long recognized the need for providing assistance to parents who have undertaken this awesome responsibility.

Teaching Language Arts need not be as foreboding a task as one might think. Realizing that many who are teaching language skills to their children are parents who themselves have had bad experiences with Language Arts, I have designed a Homeschool series that engages children physically as well as mentally. Not only will the children enjoy their "journey" through language-land, but those of you who are homeschooling your children will enjoy it, too.

Practical Homeschooling 2001 Reader Awards



1st Place Grammar



3rd Place Writing/Composition

Many homeschool students and educators have already realized the exciting results of using Shurley English! You can too!

Join the perceptive group of home educators who have chosen Shurley English to meet the academic needs of their children. Shurley English is truly "English Made Easy!"

Support and Service The Shurley Commitment

As our current customers already know, we pride ourselves in our commitment to them. Our company provides a toll-free telephone support service to help home educators better implement Shurley English. We are committed to helping our customers succeed!

1-800-566-2966



ToC Table of Contents

- ▶ Features of Shurley English pp. **4-5**
- ▶ Elements of Shurley English
 - Jingles p. **6**
 - Q&A Flow p. **7**
 - Sentence Building p. **8**
 - Writing pp. **8-10**
 - Around the Home p. **11**
- ▶ Level 1-6 Product Description
 - Kit p. **12**
 - Ancillary Items pp. **13-14**
- ▶ Level 7 Product Description
 - Kit p. **15**
 - Ancillary Items p. **16**
- ▶ Scope & Sequence pp. **18-21**
- ▶ Pricing Information pp. **22-23**
- ▶ Ordering Information p. **25**
- ▶ Frequently Asked Questions pp. **26-30**



Shurley Instructional Materials, Inc.

366 SIM Drive

Cabot, Arkansas 72023

Toll Free : 1-800-566-2966

Facsimile : 1-501-843-0583

Email : shurley@shurley.com


Online : www.shurley.com



Features of Shurley English

Shurley English provides your child with two important ingredients for success: a love of the English language and the ability to use the English language correctly, with ease and confidence.

Shurley English. . .



I have used your program for a little over a year, and the results are amazing! It's such a relief to me as a parent and teacher to know my children are receiving such a superior education!

Never Teaches Isolated Concepts

A concrete set of questions about each word in a sentence is used to teach your child how all the parts of a sentence fit together. Your child always has a clear picture of how to write complete sentences.

Utilizes All Learning Styles

Your child is constantly exposed to “see it, hear it, say it, do it” activities that meet the visual, auditory, and kinesthetic learning styles.

Uses Parent-Child Interaction

Shurley English uses repetition, fun, and parent-child interaction to help your child learn difficult English skills. You model each new step in Shurley English for your child. Then, your child actively participates with you as the steps are practiced.

Uses Repetition to Attain Mastery

Shurley English provides enough repetition to master each concept taught. Lessons include daily practice of old skills while new skills are being added.

Features



*Wow! What a difference!
My son now enjoys and
understands English.*

Provides Tools for Writing Excellence

Your child is taught how to merge a strong skill foundation with the writing process. As a result, you can spend less time going over beginning grammar and editing skills and more time introducing and enhancing advanced grammar and writing skills.

Promotes Higher-Order Thinking Skills

Your child uses grammar and writing skills automatically with dependable results. This leads to higher-level thinking skills because your child is stimulated to learn and use his/her own thought processes to solve difficult language problems.

Leads to Success and Improved Self-Esteem

The most important effect of Shurley English on your child may not be the increased grasp of language and improved grammar and writing skills. Instead, the greatest impact may be your child's heightened self-confidence and self-esteem. Not only does your child gain confidence in English, but he/she carries this improved attitude into other subject areas as well.





Elements of Shurley English

All the elements of Shurley English come together to give your child the concrete steps necessary to relate a definition to a concept, a concept to a skill practice, and a skill practice to writing and editing. Competent writing begins with sentence structure and expands to paragraphs, essays, letters, and reports. Truly good writing skills result in enjoyment and satisfaction in all writing areas. Children feel a sense of accomplishment when they know they can do a good job at whatever they attempt.

A bonus feature of this unique program is the consistency of the terminology and skill-practice exercises for all levels. This consistent teaching method helps your child gain a solid foundation as additional skills are added at each level.



Jingles

The first element of Shurley English is the use of jingles. Your child begins learning the parts of speech by learning definitions in jingle form. These rhythmic definitions are chanted or sung to help your child initially remember the role of each part of speech.

SENTENCE JINGLE

A sentence, sentence, sentence
Is complete, complete, complete
When 5 simple rules
It meets, meets, meets.

It has a subject, subject, subject
And a verb, verb, verb.
It makes sense, sense, sense
With every word, word, word.

Add a capital letter, letter
And an end mark, mark.
Now, we're finished, and aren't we smart!
Now, our sentence has all its parts!

REMEMBER
Subject, Verb, Com-plete sense,
Capital letter, and an end mark, too.
That's what a sentence is all about!

VERB JINGLE


A verb shows action,
There's no doubt!
It tells what the
subject does,
Like sing and shout.

Action verbs are fun to do.
Now, it's time to name a few.
So, clap your hands
And join our rhyme;
Say those verbs in record time!

Wiggle, jiggle, turn around;
Raise your arms
And stomp the ground.
Shake your finger and
wink your eye;
Wave those action verbs
good-bye.

Question & Answer Flow

In the Question & Answer Flow, a series of oral questions and answers determines the role each word plays in the sentence being analyzed. This is an activity in which you either lead or supervise while your child leads. By using questions for every word in the sentence, your child is able to completely analyze the sentence. The difficulty level of the sentences increases during the course of the year.



*I LOVE THIS CURRICULUM!!!
I can't believe how much my children love sentences and how much they have learned in such a short amount of time.*

SAMPLE QUESTION & ANSWER FLOW

Question & Answer Flow: The three bear cubs played enthusiastically in the snow.

1. What played enthusiastically in the snow? **cubs - SN**
2. What is being said about cubs? **cubs played - V**
3. Played how? **enthusiastically - Adv**
4. **In - P**
5. In what? **snow - OP**
6. **The - A**
7. What kind of cubs? **bear - Adj**
8. How many cubs? **three - Adj**
9. **The - A**
10. **SN V P1 Check**
11. (In the snow) - **Prepositional phrase**
12. **Period, statement, declarative sentence**
13. **Go back to the verb - divide the complete subject from the complete predicate.**



Classified Sentence: $\frac{SN}{P1} \frac{V}{}$ $\frac{A}{}$ $\frac{Adj}{}$ $\frac{Adj}{}$ $\frac{SN}{}$ $\frac{V}{}$ $\frac{Adv}{}$ $\frac{P}{}$ $\frac{A}{}$ $\frac{OP}{}$ The three bear cubs / played enthusiastically (in the snow). **D**

The effectiveness of the Question & Answer Flow as a teaching technique is based upon several key strategies:

1. Each part of speech is analyzed within the context of the whole sentence. Parts of speech are not studied in isolated units.
2. Once a concept is introduced, it is not left behind. As each concept is learned, it is repeatedly applied in daily exercises throughout the year.
3. This approach uses the visual, auditory, and kinesthetic learning styles. When your child can see, hear, and say his/her answers, retention increases dramatically.



Sentence Building

Shurley English uses grammar to teach your child the structure and design of the written language.

Grammar is the vocabulary of writing, and it is the foundation of sentence construction. Writing good sentences is reinforced when your child is taught how to use grammar labels (A-article adjective, Adj-

adjective, SN-subject noun, V-verb, Adv-adverb, etc.) to write a variety of basic and advanced sentences. These sentences, written from grammar labels, are called Practice Sentences. Your child also learns to expand his/her vocabulary by using synonyms, antonyms, and complete-word changes to improve different parts of the practice sentence.


Practice and Improved Sentences

Labels: **A** **Adj** **Adj** **SN** **V** **Adv** **P** **A** **Adj** **OP**
Practice: A big black snake crawled slowly over the rotten log.
Improved: The enormous poisonous copperhead slithered rapidly under the decayed log.

The Writing Process

Learning to write begins with an understanding of sentence structure, expands to paragraphs, and results in well-written essays, reports, letters, and the enjoyment and satisfaction that come from successful writing.

In the writing process, your child is taught to write for different purposes: to persuade, to explain, to describe, to narrate, and to write letters and social notes. After your child knows the purpose of the writing, he/she is taught to organize the writing according to its purpose. Your child learns not only to keep focused on the topic, but also to revise and edit rough drafts and to write a final paper. As your child progresses in Shurley English year after year, applying knowledge of skills to editing and writing becomes second nature. As a result, you can then spend less time laying basic foundations and more time introducing advanced writing concepts. Shurley English provides writing instruction and practice in several different writing areas. The writing areas covered depend on the grade level of your child.



Different Types of Writing

Expository: Expository writing is informational because its purpose is to inform, give facts, give directions, explain, or define something. By its very definition, expository writing should be organized and to the point. Shurley English introduces the two- and three-point paragraphs to teach expository writing. In this type of writing, your child not only learns to organize sentences into paragraphs, but also how to write the types of sentences needed for effective communication.

Persuasive: Persuasive writing expresses an opinion and tries to convince the reader that this opinion is correct. In this type of writing, your child not only learns how to state and support opinions, but also how to write the type of sentences needed for effective persuasive communication.

Narrative: Narrative writing is simply the telling of a story. In this type of writing, your child learns the story elements necessary for story writing and how to use them effectively.

Descriptive: Descriptive writing demands a command of words: vivid verbs to enliven writing and sensory details to make descriptions more effective. In this type of writing, your child learns how to give a detailed word picture of a person, place, thing, or idea.



Reports: Writing a report helps your child learn to summarize information about a topic. In this type of writing, your child learns the skills necessary to write a report. Your child learns to narrow a topic, skim sources, make bibliography cards, take notes, organize note cards, write an outline, write a rough draft, revise and edit the rough draft, and write a final report.

Creative: Creative writing uses imagination and fantasy in different forms of writing. In this type of writing, your child is free to be expressive in a variety of artistic writing forms, including poems, stories, and plays.

Letters: Letter writing teaches your child how to write a friendly letter and a business letter, how to address an envelope, and how to write thank-you notes and invitations. Your child also learns the correct forms of different types of letters.

Journals: Journal writing is an independent writing activity that gives your child an opportunity to express thoughts and opinions in a non-threatening way. Journal writing helps develop self-expression in written form. It will help your child to feel more comfortable with writing in a non-graded environment.



Paragraph Construction

After your child learns to construct a variety of good basic sentences, the next step is to learn to write different kinds of paragraphs. In a two-point expository paragraph, your child easily learns how to write a paragraph by using topic sentences, supporting sentences, and concluding sentences. Two- and three-point paragraphs make it easy for your child to learn how to organize the parts of a paragraph and to develop these parts into effective paragraph writing. A sample two-point expository paragraph is given in the box below.

MY FAVORITE FLOWERS

I have two favorite flowers. These flowers are pansies and petunias. My first favorite flower is the pansy. I especially like pansies because they give me color through the winter months when everything else is drab. My second favorite flower is the petunia. In summer, petunias weather the hot, dry months well and keep me in color until the killing frost. With pansies and petunias, I have color all year long.

Essay Writing

The essay is a written discussion of one idea and is made up of several paragraphs. The essay has four parts: (1) **Title**, (2) **Introduction**, (3) **Body**, and (4) **Conclusion**. Knowing how to write paragraphs makes it easier for your child to expand different paragraph parts into an essay. The example below shows how the two-point expository paragraph can be expanded into a four-paragraph expository essay.

RAINBOWS ALL YEAR LONG

I have two favorite flowers. These flowers are pansies and petunias. Since pansies are winter flowers and petunias are summer flowers, I have color all year long.

Pansies are my favorite winter flowers. For one thing, they are frost-resistant and can withstand temperatures below freezing. Secondly, they come in a rainbow of colors, and I can enjoy reds, blues, yellows, and purples all winter long. Believe me, a rainbow of colors in winter can offset the severest of winter doldrums.

My other favorite flowers are petunias. Petunias are heat-resistant and can withstand days and weeks of extreme heat. Furthermore, they also come in assorted colors and bloom all summer long. Petunias give me a summer with rainbows of colors. To add to my enjoyment of summer, I plant, without fail, dozens of petunias every April.

Knowing that colors affect our moods, I plant flowers in both spring and fall so that I can have color all year round. Pansies and petunias are not the only flowers I plant, but they are indeed my favorites.

Activities Around the Home

Several levels of Shurley English have activities that are geared for the home environment. This provides a fun way of reinforcing skills. Before each new chapter, parents need to look ahead and get familiar with the activities. Several levels also contain Bible-related activities in various writing assignments. These are generally in the teacher's manual as an optional bonus activity.

The first four chapters in Level 1 are devoted to readiness skills. Level 1 contains activities that are more preparation-intensive than at any other level. Level 1 grouping activities usually require a combination of pictures and/or real objects from around the house. Pictures can usually be collected from newspapers, brochures, magazines, catalogs, old books, etc. These classifying activities strengthen a child's ability to comprehend and apply information quickly and easily. Learning to classify or group things makes it easier for children to compare, analyze, and evaluate new information.

Maybe grammar is boring with some programs, but Shurley English is fun, easy to learn, easy to teach, and has made schooling easier for us.





Product Description Levels 1-6

Kits

Materials for each grade level are sold in a kit format. A kit contains all the materials that you need to teach one child for an entire year. Each Shurley English instructional kit contains 3 items.


Teacher's Manual: The teacher's manual is the heart of the program at every level. Each lesson in the manual begins with a planning box, which contains lesson objectives. Scripted lessons provide you with the exact words for the Question & Answer Flows, questioning strategies, and the teaching techniques that make this program consistent for all grade levels. The script is especially helpful for parents who are new to homeschooling or are new to Shurley English.

The Teacher's Manual is set up in chapters. There are five lessons in each chapter, and each chapter can be finished in one week. Each lesson takes approximately twenty to forty-five minutes to complete. Grammar, language skills, and writing are taught in each chapter.

Student Workbook: Levels 1-6 do not use traditional textbooks. Shurley English places special emphasis on parent-child interaction and participation. In Shurley English, the children have workbooks, not textbooks, to practice and test their acquired knowledge and skills.

Most student workbooks contain a Jingle Section, a Reference Section, a Practice Section, and a Test Section. The Jingle Section contains all the jingles. The Reference Section includes vocabulary words, guided practices, samples, guidelines, and charts. The Practice Section provides extra practice on the various skills taught before the skills are tested. The Test Section contains the tests for each chapter. Each test is divided into four basic areas: grammar, vocabulary, language skills, and a summary of things learned for the week.

Introductory CD: The introductory CD provides the jingles and the Question & Answer Flows for the Introductory Sentences. It may be used to demonstrate jingles and Question & Answer Flows to children, or it may be used as a resource for the parents.



Product Description

Student Workbook

For home educators who are teaching more than one child in a level, additional student workbooks can be ordered separately.

Practice Booklet

Introductory and Practice Sentences are provided in the teacher's manual. The parent writes these sentences on the board or on notebook paper. The parent then participates with the child as they classify the sentences together.

The same Introductory and Practice Sentences are also available in an easy-to-use student booklet that is a great time-saver

for the child and the parent.

Instead of writing the sentences on the board or on notebook paper, your child can classify the sentences in the Practice Booklet. The sentences in the Practice Booklet are enlarged and grouped by lessons. The Practice Booklet is not required for the curriculum, but it is available for parents who want to use this practice tool for their children.




*Why can't all learning be
this fun and easy?
Thank you, Brenda Shurley!*



Practice CDs

The Practice CDs give your child an opportunity to hear each sentence read and classified aloud. Your child can follow along with the Practice CDs to reinforce what he/she has learned. Your child can also use the Practice CDs to check his/her work independently. The Practice CDs are not required, but are available for parents who want to use these additional tools for their children.





Practice Set

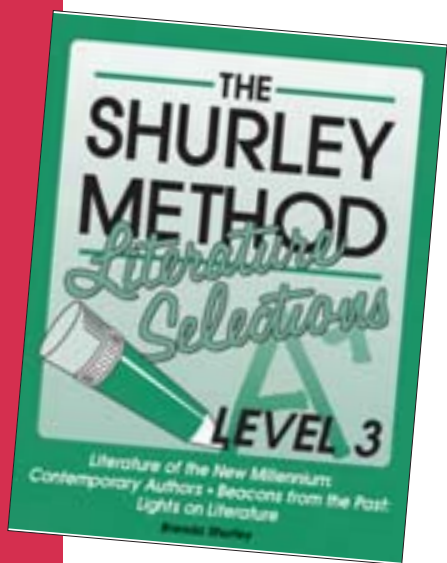
A Practice Set consists of the Practice Booklet and Practice CDs described on the previous page. This set allows you to have both practice tools at your disposal, but at a discounted price. (The Introductory CD is not included with the Practice Set because it comes with the purchase of a kit.)

Classifying with Quigley: Educational Software

Computer technology for your child is available in the form of the educational software product, **Classifying with Quigley**. The purpose of this software is to reinforce your child's understanding of the parts of speech. As sentences are displayed on the screen, your child labels each part of speech. This unique reinforcement makes practice fun while your child is learning. It gives your child a solid foundation of the role each word plays in a sentence. At each successive level, the sentences become more challenging.



- PC System Requirements: CD-ROM Drive, Windows 9X/NT/2000, Pentium or higher, 32 MB Ram
- Mac System Requirements: CD-ROM Drive, Mac OS 8.1 or higher, 32 MB Ram



Literature Selections

These selections give your child a unique exposure to two types of literature: contemporary and non-contemporary.

The contemporary writings have been written by a diverse group of authors from different parts of the country. Since these authors come from varied backgrounds, a biographical sketch accompanies the selection of each contemporary writer. The non-contemporary writings are from authors of the past that your child might not encounter otherwise.

A set of discussion questions follows each story or poem for a better understanding of the different works. Literature vocabulary is also introduced. Vocabulary words such as *genres*, *stanzas*,

strophes, *prose*, *dialogue*, *narration*, *figurative language*, and *alliteration* are discussed.

All three of my children will be "Shurley" Children!

Product Description

Level 7 Product Description

Kits


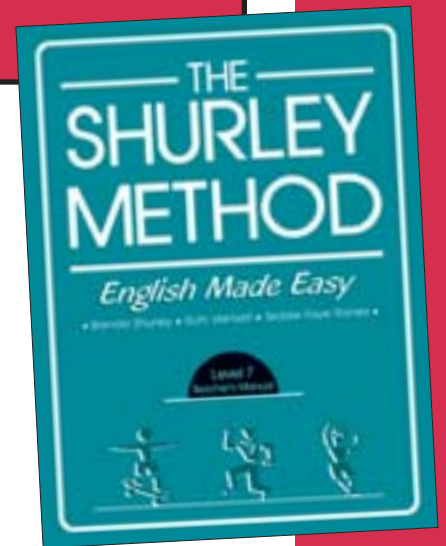
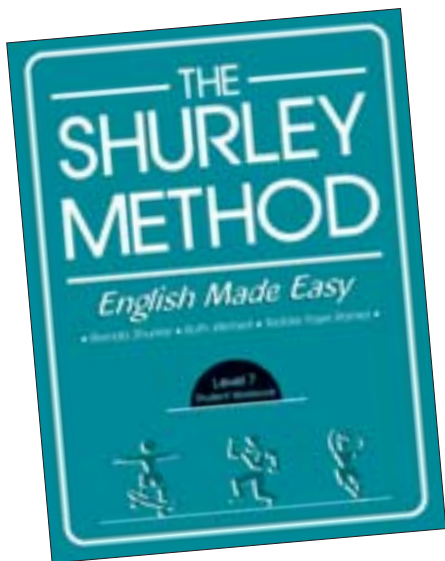
The first edition of Level 7 Shurley English has provided dramatic results for children all across the country. This older edition was originally written for a school environment, but it can be very effective in the home environment. The Level 7 first edition kit contains all the materials that you need to teach one child for an entire year. It contains the following items:

Teacher's Manual: The teacher's manual is the heart of the program at every level. Each lesson in the manual begins with a planning box, which contains lesson objectives. Scripted lessons provide you with the exact words for the Question & Answer Flows, questioning strategies, and the teaching techniques that make this program consistent for all grade levels. The script is especially helpful for parents who are new to homeschooling or are new to Shurley English.

The Teacher's Manual is set up in chapters. There are five lessons in each chapter, and each chapter can be finished in one week. Each lesson takes approximately twenty to forty-five minutes to complete. Grammar, language skills, and writing are taught in each chapter.

Student Textbook: The student pages will give the child a visual aid as he/she is learning new skills. Your child can use his/her pages as a reference for information about concepts that have been taught. This will be helpful as your child completes skill tests, application tests, and writing assignments.

Introductory CD: The introductory CD provides the jingles and the Question & Answer Flows for the Introductory Sentences. It may be used to demonstrate jingles and Question & Answer Flows to children, or it may be used as a resource for the parents.





What a confidence booster for both my children!

Student Textbook

For home educators who are teaching more than one child in a level, additional student textbooks can be ordered separately.

Student Test Workbook

Consumable workbooks are available to provide your child with all the skill and application test pages that are contained in his/her student textbook. With the Test workbook, your child will be able to write directly on the test sheet. Test workbooks are recommended if you do not wish to write in your Level 7 textbook.

Practice Booklet

Introductory and Practice Sentences are available in an easy-to-use student booklet. Instead of writing the sentences on the board or on notebook paper, your child can classify the sentences in the Practice Booklet.

Classifying with Quigley: Educational Software

Computer technology for your child is available in the form of the educational software product, **Classifying with Quigley**. The purpose of this software is to reinforce your child's understanding of the parts of speech. As sentences are displayed on the screen, your child labels each part of speech. This unique reinforcement makes practice fun while your child is learning. It gives your child a solid foundation of the role each word plays in a sentence. At each successive level, the sentences become more challenging.

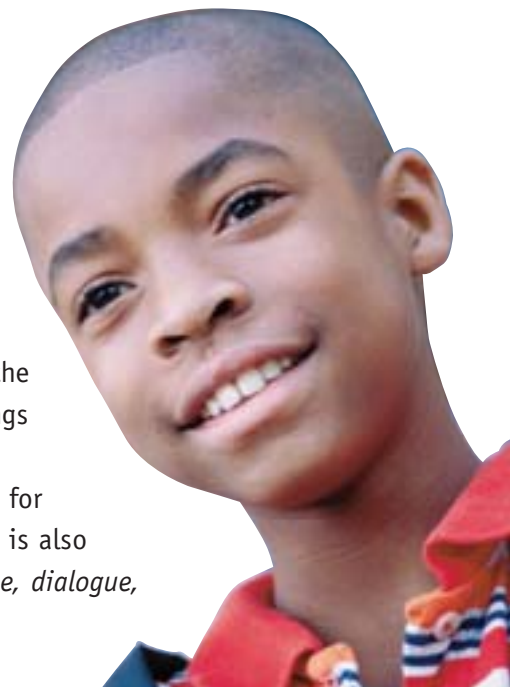
PC System Requirements: CD-ROM Drive, Windows 9X/NT/2000, Pentium or higher, 32 MB Ram

Mac System Requirements: CD-ROM Drive, Mac OS 8.1 or higher, 32 MB Ram


Literature Selections

These selections give your child a unique exposure to two types of literature: contemporary and non-contemporary.

The contemporary writings have been written by a diverse group of authors from different parts of the country. Since these authors come from varied backgrounds, a biographical sketch accompanies the selection of each contemporary writer. The non-contemporary writings are from authors of the past that your child might not encounter otherwise. A set of discussion questions follows each story or poem for a better understanding of the different works. Literature vocabulary is also introduced. Vocabulary words such as *genres*, *stanzas*, *strophes*, *prose*, *dialogue*, *narration*, *figurative language*, and *alliteration* are discussed.



Product Description



*Our English lessons
are now filled with
smiles, not tears.*



Scope & Sequence

The Scope and Sequence is a listing of skills that are taught at each grade level. As Shurley English progresses from the lower grades to the upper grades, the complexity and the number of skills also increase. The Scope and Sequence is a good tool to help you evaluate which level is most appropriate for your child.

	Level						
	1	2	3	4	5	6	7
JINGLES (Definitions)							
Sentence Jingle	X	X	X	X	X	X	X
Noun Jingle	X	X	X	X	X	X	X
Verb Jingle	X	X	X	X	X	X	X
Adverb Jingle	X	X	X	X	X	X	X
Adjective Jingle	X	X	X	X	X	X	X
Article Adjective Jingle	X	X	X	X	X	X	
Preposition Jingle	X	X	X	X	X	X	X
Object of the Preposition Jingle	X	X	X	X	X	X	X
Preposition Flow Jingle			X	X	X	X	X
Pronoun Jingle		X	X	X	X	X	X
Subject Pronoun Jingle		X	X	X	X	X	X
Possessive Pronoun Jingle		X	X	X	X	X	X
Object Pronoun Jingle			X	X	X	X	X
The 23 Helping Verbs Jingle			X	X	X	X	X
Eight Parts of Speech Jingle			X	X	X	X	X
Direct Object Jingle			X	X	X	X	X
Indirect Object Jingle				X	X	X	X
Predicate Noun Jingle					X	X	X
Predicate Adjective Jingle						X	X
Prepositional Phrase Jingle							X
Noun Job Jingle							X
Object Complement Noun Jingle							X
The Nyms Jingle							X
Subordinate Conjunction Jingle							X
Transition Words Jingle							X
Appositive Jingle							X
Regular Verb Jingle							X
Irregular Verb Jingle							X
Mighty Verb Tense Jingle							X
The Clause Jingle							X
READINESS (Level 1 Only)							
Grouping People		X					
Grouping Places		X					
Grouping Things		X					
Grouping Seasons		X					
Subgrouping People		X					
Subgrouping Places		X					
Subgrouping Things		X					
VOCABULARY							
Synonyms		X	X	X	X	X	X
Antonyms		X	X	X	X	X	X
EIGHT PARTS OF SPEECH							
Noun		X	X	X	X	X	X
Verb		X	X	X	X	X	X
Adjective		X	X	X	X	X	X
Adverb		X	X	X	X	X	X
Preposition		X	X	X	X	X	X
Pronoun			X	X	X	X	X
Conjunction				X	X	X	X
Interjection				X	X	X	X
SENTENCE PATTERNS							
Pattern 1—SN V			X	X	X	X	X
Pattern 2—SN V-t DO				X	X	X	X
Pattern 3—SN V-t IO DO					X	X	X
Pattern 4—SN LV PrN						X	X
Pattern 5—SN LV PA							X
Pattern 6—SN V-t DO OCN							X
Pattern 7—SN V-t DO OCA							X
NOUNS							
Definition		X	X	X	X	X	X
Subject Noun		X	X	X	X	X	X

Scope & Sequence

	Level						
	1	2	3	4	5	6	7
Singular Nouns	X	X	X	X	X	X	X
Plural Nouns	X	X	X	X	X	X	X
Common and Proper Nouns	X	X	X	X	X	X	X
Object Nouns			X	X	X	X	X
Possessive Nouns		X	X	X	X	X	X
Direct Object			X	X	X	X	X
Predicate Noun (Identified-not classified in Levels 3 and 4.)			X	X	X	X	X
Indirect Object				X	X	X	X
Collective Nouns							X
Appositives							X
Object Complement							X
VERBS							
Definition	X	X	X	X	X	X	X
Action Verbs	X	X	X	X	X	X	X
Helping Verbs			X	X	X	X	X
Question Verbs			X	X	X	X	X
Transitive Verbs			X	X	X	X	X
Linking Verbs (Identified-not classified in Levels 3 and 4.)			X	X	X	X	X
Forms of "To Be"			X	X	X	X	X
Regular Verbs		X	X	X	X	X	X
Irregular Verbs		X	X	X	X	X	X
Present, Past, and Future Tense	X	X	X	X	X	X	X
Simple Tense		X	X	X	X	X	X
Contractions	X	X	X	X	X	X	X
Verb Chant			X	X	X	X	X
Principal Parts					X	X	X
Perfect Tense							X
Progressive Forms							X
Emphatic Forms							X
Active/Passive Voice							X
PRONOUNS							
Definition		X	X	X	X	X	X
Subject Pronoun		X	X	X	X	X	X
Understood Subject Pronoun			X	X	X	X	X
Possessive Pronouns		X	X	X	X	X	X
Object Pronouns			X	X	X	X	X
Point of View				X	X	X	X
Personal Pronouns				X	X	X	X
Cases						X	X
Indefinite Pronouns						X	X

	Level						
	1	2	3	4	5	6	7
Reflexive Pronouns							X
Demonstrative Pronouns							X
Interrogative Pronouns							X
Relative Pronouns							X
Intensive							X
ADJECTIVES							
Definition		X	X	X	X	X	X
Adjectives		X	X	X	X	X	X
Proper Adjectives				X	X	X	X
Predicate Adjective (Identified-not classified in Levels 3-5.)				X	X	X	X
Articles		X	X	X	X	X	X
Simple Form						X	X
Comparative Form						X	X
Superlative Form						X	X
Participles as Adjectives							X
Object Complement							X
Adjective Phrases							X
ADVERBS							
Definition		X	X	X	X	X	X
Adverbs		X	X	X	X	X	X
Negatives (Not Adverb)				X	X	X	X
Connective Adverb						X	X
Adverb Exception						X	X
Simple Form							X
Comparative Form							X
Superlative Form							X
Adverb Phrases							X
PREPOSITIONS							
Definition		X	X	X	X	X	X
Prepositions		X	X	X	X	X	X
Object of the Preposition		X	X	X	X	X	X
Prepositional Phrases			X	X	X	X	X
Prepositional Phrase as Adjectives							X
Prepositional Phrase as Adverbs							X
CONJUNCTIONS							
Definition				X	X	X	X
Classification				X	X	X	X
Coordinate						X	X
Subordinate						X	X
INTERJECTION							
Definition				X	X	X	X



	Level						
	1	2	3	4	5	6	7
Classification			X	X	X	X	X
SENTENCE TYPES							
Declarative		X	X	X	X	X	X
Interrogative		X	X	X	X	X	X
Imperative			X	X	X	X	X
Exclamatory		X	X	X	X	X	X
Statements (Level 1 Only)	X						
Questions (Level 1 Only)	X						
SENTENCE PARTS							
Subject Parts	X	X	X	X	X	X	X
Predicate Parts	X	X	X	X	X	X	X
Complete Subject	X	X	X	X	X	X	X
Complete Predicate	X	X	X	X	X	X	X
Simple Subject		X	X	X	X	X	X
Simple Predicate		X	X	X	X	X	X
Compound Subjects			X	X	X	X	X
Compound Predicates			X	X	X	X	X
Understood Subject			X	X	X	X	X
Prepositions	X	X	X	X	X	X	X
Object of the Preposition	X	X	X	X	X	X	X
Direct Object			X	X	X	X	X
Predicate Noun (Identified-not classified in Levels 3 and 4.)			X	X	X	X	X
Predicate Adjective (Identified-not classified in Levels 3-5.)			X	X	X	X	X
Indirect Object				X	X	X	X
Independent Clauses					X	X	X
Dependent Clauses					X	X	X
Object Complement Noun							X
Object Complement Adjective							X
SENTENCE STRUCTURE							
Complete Sentence	X	X	X	X	X	X	X
Simple Sentence		X	X	X	X	X	X
Word Order in Sentences	X	X	X	X	X	X	X
Practice/Improved Sentences	X	X	X	X	X	X	X
Simple Sentence w/Compound Parts			X	X	X	X	X
Compound Sentences			X	X	X	X	X
Fragments	X	X	X	X	X	X	X
Run-on Sentences				X	X	X	X
Natural/Inverted Order					X	X	X
Adverb Exception					X	X	X
Complex Sentences					X	X	X




	Level						
	1	2	3	4	5	6	7
VERBALS							
Definition							X
Participles/Participial Phrases							X
Gerunds/Gerund Phrases							X
Infinitives/Infinitive Phrases							X
QUOTATIONS							
Beginning				X	X	X	X
Ending				X	X	X	X
Split						X	X
REFERENCE							
Dictionary				X	X	X	X
Parts of a Library	X	X	X	X	X	X	X
Card Catalog			X	X	X	X	X
Parts of a Book		X	X	X	X	X	X
Outlining		X	X	X	X	X	X
Table of Contents					X	X	X
Index					X	X	X
USAGE							
Using a, an	X	X	X	X	X	X	X
Using Irregular Verbs	X	X	X	X	X	X	X
Using Subject/Object Pronouns			X	X	X	X	X
Pronouns/Contractions		X	X	X	X	X	X
Subject-Verb Agreement		X	X	X	X	X	X
Double Negatives			X	X	X	X	X
Homonyms		X	X	X	X	X	X
Pronoun/Antecedent Agreement				X	X	X	X
MECHANICS – CAPITALIZATION							
First Word of Sentence	X	X	X	X	X	X	X
Pronoun I	X	X	X	X	X	X	X
Names of People	X	X	X	X	X	X	X
Family Names	X	X	X	X	X	X	X
Titles and Initials		X	X	X	X	X	X
Days of the Week & Months of the Year	X	X	X	X	X	X	X
Names of Cities, States, & Countries	X	X	X	X	X	X	X
Names of Holidays			X	X	X	X	X
Letter Parts		X	X	X	X	X	X
Abbreviations			X	X	X	X	X
Proper Adjectives			X	X	X	X	X
First Word of Direct Quotation			X	X	X	X	X
Outline Parts				X	X	X	X

Scope & Sequence

	Level						
	1	2	3	4	5	6	7
PUNCTUATION: PERIOD							
End of Declarative Sentence		X	X	X	X	X	X
End of Imperative Sentence			X	X	X	X	X
After Abbreviations		X	X	X	X	X	X
In Outline Form				X	X	X	X
PUNCTUATION: QUESTION MARK							
End of Interrogative Sentence		X	X	X	X	X	X
PUNCTUATION: EXCLAMATION MARK							
For exclamatory sentences		X	X	X	X	X	X
With Interjections			X	X	X	X	X
PUNCTUATION: COMMA							
With City and State		X	X	X	X	X	X
In Dates		X	X	X	X	X	X
In Addresses		X	X	X	X	X	X
In Letter Parts		X	X	X	X	X	X
In Series			X	X	X	X	X
In Compound Sentences			X	X	X	X	X
With Direct Quotations			X	X	X	X	X
With Direct Address			X	X	X	X	X
With Appositives			X	X	X	X	X
PUNCTUATION: APOSTROPHE							
Contractions		X	X	X	X	X	X
Possessive Nouns		X	X	X	X	X	X
PUNCTUATION: QUOTATION MARKS							
Direct Quotations			X	X	X	X	X
Titles of Written Works			X	X	X	X	X
OTHER PUNCTUATION MARKS							
Colon			X	X	X	X	X
Semicolon				X	X	X	X
Italics/Underlining			X	X	X	X	X
Punctuation in Bibliographic Ref.					X	X	
LETTERS							
Friendly Letters/Envelopes		X	X	X	X	X	X
Business Letters/Envelopes			X	X	X	X	X
Thank-you notes		X	X	X	X	X	X
Invitations				X	X	X	X
KINDS OF WRITING: EXPOSITORY							
Two-Point Paragraph		X	X	X			
Three-Point Paragraph		X	X	X	X	X	X
Topic Sentence		X	X	X	X	X	X
Changing Plural Categories to Singular Points		X	X	X	X	X	X

	Level						
	1	2	3	4	5	6	7
Standard Order			X	X	X	X	X
Time Order			X	X	X	X	X
Essays			X	X	X	X	X
Editing Rough Drafts/Final Papers		X	X	X	X	X	X
KINDS OF WRITING: PERSUASIVE							
Paragraphs			X	X	X	X	X
Editing Rough Drafts/Final Papers			X	X	X	X	X
Essays				X	X	X	X
KINDS OF WRITING: DESCRIPTIVE							
Paragraphs		X	X	X	X	X	X
Editing Rough Drafts/Final Papers		X	X	X	X	X	X
KINDS OF WRITING: NARRATIVE							
Paragraphs		X	X	X	X	X	X
Essays			X	X	X	X	X
Story Elements Outline		X	X	X	X	X	X
Dialogue			X	X	X	X	X
Editing Rough Drafts/Final Papers		X	X	X	X	X	X
KINDS OF WRITING: FAIRY TALES							
Definition							X
Elements							X
KINDS OF WRITING: FIGURES OF SPEECH							
Similes				X	X	X	X
Metaphors				X	X	X	X
Personification							X
KINDS OF WRITING: POEMS							
Poems			X	X	X	X	X
KINDS OF WRITING: CREATIVE WRITING							
Creative Writing		X	X	X	X	X	X
AUTOBIOGRAPHY							
Definition				X	X	X	X
Writing Autobiographies				X	X	X	X
KINDS OF WRITING: RESEARCH REPORT							
Taking Notes							X
Making an Outline							X
Making Bibliography Cards							X
Writing Rough Drafts							X
Editing Rough Drafts							X
Writing Final Report							X
KINDS OF WRITING: JOURNAL WRITING							
Definition		X	X	X	X	X	X
Writing in Journals		X	X	X	X	X	X

Level 7, is the 1st Edition, not the Homeschool Edition



LEVEL 1

PRODUCT	ISBN NUMBER	PRICE
Level 1 Kit	1-58561-048-8	\$70.00
Level 1 Student Workbook	1-58561-049-6	\$12.00
Level 1 Practice Set	1-58561-058-5	\$30.00
Level 1 Practice Booklet only	1-58561-052-6	\$8.00
Level 1 Practice CDs only	1-58561-051-8	\$25.00
Level 1 Literature Selections	1-881940-94-2	\$10.00
Level 1 Educational Software "Classifying with Quigley"	1-58561-000-3	\$50.00
Level 1 Introductory CD	1-58561-050-X	\$15.00

LEVEL 2

PRODUCT	ISBN NUMBER	PRICE
Level 2 Kit	1-58561-044-5	\$70.00
Level 2 Student Workbook	1-58561-045-3	\$12.00
Level 2 Practice Set	1-58561-059-3	\$30.00
Level 2 Practice Booklet only	1-58561-053-4	\$8.00
Level 2 Practice CDs only	1-58561-047-X	\$25.00
Level 2 Literature Selections	1-881940-95-0	\$10.00
Level 2 Educational Software "Classifying with Quigley"	1-58561-001-1	\$50.00
Level 2 Introductory CD	1-58561-046-1	\$15.00

LEVEL 3

PRODUCT	ISBN NUMBER	PRICE
Level 3 Kit	1-58561-040-2	\$70.00
Level 3 Student Workbook	1-58561-041-0	\$12.00
Level 3 Practice Set	1-58561-060-7	\$30.00
Level 3 Practice Booklet only	1-58561-054-2	\$8.00
Level 3 Practice CDs only	1-58561-043-7	\$25.00
Level 3 Literature Selections	1-881940-96-9	\$10.00
Level 3 Educational Software "Classifying with Quigley"	1-58561-002-X	\$50.00
Level 3 Introductory CD	1-58561-042-9	\$15.00

LEVEL 4

PRODUCT	ISBN NUMBER	PRICE
Level 4 Kit	1-58561-036-4	\$70.00
Level 4 Student Workbook	1-58561-037-2	\$12.00
Level 4 Practice Set	1-58561-061-5	\$30.00
Level 4 Practice Booklet only	1-58561-055-0	\$8.00
Level 4 Practice CDs only	1-58561-039-9	\$25.00
Level 4 Literature Selections	1-881940-97-7	\$10.00
Level 4 Educational Software "Classifying with Quigley"	1-58561-003-8	\$50.00
Level 4 Introductory CD	1-58561-038-0	\$15.00

Pricing Information


LEVEL 5

PRODUCT	ISBN NUMBER	PRICE
Level 5 Kit	1-58561-032-1	\$70.00
Level 5 Student Workbook	1-58561-033-X	\$12.00
Level 5 Practice Set	1-58561-062-3	\$30.00
Level 5 Practice Booklet only	1-58561-056-9	\$8.00
Level 5 Practice CDs only	1-58561-035-6	\$25.00
Level 5 Literature Selections	1-881940-98-5	\$10.00
Level 5 Educational Software "Classifying with Quigley"	1-58561-004-6	\$50.00
Level 5 Introductory CD	1-58561-034-8	\$15.00




LEVEL 6

PRODUCT	ISBN NUMBER	PRICE
Level 6 Kit	1-58561-028-3	\$70.00
Level 6 Student Workbook	1-58561-029-1	\$12.00
Level 6 Practice Set	1-58561-063-1	\$30.00
Level 6 Practice Booklet only	1-58561-057-7	\$8.00
Level 6 Practice CDs only	1-58561-031-3	\$25.00
Level 6 Literature Selections	1-881940-99-3	\$10.00
Level 6 Educational Software "Classifying with Quigley"	1-58561-005-4	\$50.00
Level 6 Introductory CD	1-58561-030-5	\$15.00



LEVEL 7 (1st Edition)

PRODUCT	ISBN NUMBER	PRICE
Level 7 Kit	1-881940-18-7	\$70.00
Level 7 Student Textbook	1-881940-20-9	\$16.00
Level 7 Student Test Workbook	1-881940-52-7	\$10.00
Level 7 Practice Booklet	1-58561-097-6	\$8.00
Level 7 Literature Selections	1-881940-36-5	\$10.00
Level 7 Educational Software "Classifying with Quigley"	1-58561-006-2	\$50.00
Level 7 Introductory CD	1-58561-014-3	\$12.00




Remember...

A Kit consists of

1. Teacher's Manual
2. Student Workbook
3. Introductory CD

A Practice Set consists of


1. Practice Booklet
2. Practice CDs



See pages 12-16 for product descriptions. Prices are subject to change without notice.
For site license information, please call the corporate office.

PC System Requirements: CD-ROM Drive, Windows 9X/NT/2000, Pentium or higher, 32 MB Ram

Mac System Requirements: CD-ROM Drive, Mac OS 8.1 or higher, 32 MB Ram



Ordering Information

Ordering Information

Placing Orders by Mail

Please include the following information with your order:

- ✓ ISBN, Title, and Quantity of each item
- ✓ Payment by check or money order — include shipping/handling and sales tax if Arkansas resident

Mail to

Shurley Instructional Materials, Inc.
366 SIM Drive
Cabot, AR 72023

Orders by Telephone

1-800-566-2966

Call between 8 a.m. & 5 p.m. Central Standard Time.

(8 a.m. to 4:30 p.m. on Friday)

We accept Visa, MasterCard, and Discover credit-cards.

Orders by Internet

www.shurley.com

Visit our online store 24 hours a day, 7 days a week.

We accept Visa, MasterCard, and Discover credit-cards.



Shipping/Handling: Shipping/handling charges are based upon the weight of the items you order and the destination. Please call 1-800-566-2966 to receive your exact shipping/handling charges. All orders within the contiguous United States are shipped by UPS. UPS shipments require a street address. (P.O. Box addresses cannot be accepted.)

Sales Tax: Arkansas residents are required by the state to pay a sales tax on the total price, including shipping and handling.

Return Policy: Materials in new condition may be returned up to 30 days after the date of purchase with prior return authorization. There will be a \$10.00 restocking fee assessed on each kit returned.

All prices are subject to change without notice.



Frequently Asked Questions

How do I know at what level to start my child?

The level selected usually depends upon three things: (1) Grade levels, (2) Reading and comprehension levels, and (3) Maturity level. Shurley English is a little more advanced than most curricula, but we normally recommend starting children in their appropriate grade levels.

How do I know if my child is in the right level?

If Shurley English is new to the parent and the child, it may be difficult to determine whether the child is in the right level during the first few weeks. As a general guideline, after approximately six to eight weeks, the child should begin to show more consistency and proficiency during the lessons. Remember, with practice and persistence, mastery develops over a period of time.

Do I need to start in Level 1 if my child has never used Shurley English?

No, not unless your child is reading on a first-grade level.

I have several children. How do I teach several grades together? Can I combine my children into one grade?

To combine children, you must consider maturity and reading/comprehension levels. You can usually combine children if they are only one grade apart (5th and 6th, 3rd and 4th, etc.).

Maturity is a big factor when you try to combine younger children with older children. Here are some ideas that might work for you.

1. Do jingle time together to make it a fun learning experience for all your children.
2. Have your older children do the lessons with your younger children using a kit that is appropriate for the younger child.
3. Assign seatwork for the younger ones while you teach your older children their lessons.
You will learn to make the necessary adjustments if you choose to combine grade levels.

What do I do if I start Shurley English in the middle of the year and don't finish the level before our school year ends?

You continue the level that you did not finish until it is complete. Then, you start the next level immediately.

Is this a full-year curriculum? What do I do if we finish before the end of the year?

Each level provides enough lessons for the entire school year. If you finish early, provide children with opportunities to sharpen their sensory perceptions and to incorporate those into various creative-writing assignments.

Do all the grade levels come in one kit? Do I need to purchase a kit each year?

All the grade levels do **not** come in one kit. There is a kit for each grade. You must purchase a kit for each year your child is in Shurley English because each kit contains the complete curriculum for that grade level.

How long will it take to teach each lesson?

Each lesson will usually take between 20 to 45 minutes. It may take a little longer at the beginning because your child is learning the jingles. If you have a lesson that seems too long, teach part of the lesson one day and teach the rest of the lesson the next day. This curriculum allows you a lot of flexibility.

How do I prepare for each lesson?

You need to stay a lesson ahead of your children. Read each lesson the day before you teach it. After several weeks, it will be easier to prepare and teach a lesson. Parents teaching the first four chapters in Level 1 will need more preparation time. These readiness chapters teach grouping skills, which involve gathering additional materials from newspapers, magazines, books, brochures, etc.

How many days should I spend on each lesson?

Each lesson is designed to be taught in one day. You may make some modifications, but, in general, to get the best results from this curriculum, it must be taught every day.

How do I begin?

When you first look at the teacher's manual, it can be overwhelming; therefore, focus on one lesson at a time. Read each lesson just like you would read a storybook. If you read every word in every lesson, you will understand how to teach this program. Do not skip lessons. Every lesson is built upon the previous lessons. Just get started. Remember, read each lesson word-for-word, step-by-step, and page-by-page. Do exactly what it says.

If my child does not catch on to the Shurley English level that I have, can I return the kit and purchase a lower level?

We have a thirty-day return policy. Although we do not exchange material, kits may be returned for credit within thirty days of the purchase date provided the material is received in new condition. The customer is responsible for all shipping charges and any restocking fees. Contact our Customer Service Department if you need additional information. Note: You may consider keeping the higher level for the next school year.



Can we use our own sentences for extra practice?

Yes, you can use your own sentences for extra practice. Be very careful to follow the patterns that are being taught. Do not expect your children to be able to classify sentences that have concepts in them that have not been taught. You could also classify the Practice and Improved Sentences that your children write as long as the children follow the sentence patterns. **Note:** Because of the volume of calls, we do not classify sentences that are not included in the Shurley English curriculum.

Can I teach jingles from a higher level to children in a lower level?

Yes.

What is the Question & Answer Flow?

The Question & Answer Flow is a concrete set of questions and answers that gives children the ability to determine how each word is used within a sentence. The rhythmic Q & A Flow is done in an energized manner to enhance learning and to ensure enjoyment. By using the Q & A Flow, children are able to completely analyze a sentence. The difficulty level increases during the course of the year.

How long has Shurley English been available?

Shurley English has been available since 1989.

Can you give me the name of a home educator in my area that is using Shurley English?

No, we do not give out names, addresses, or phone numbers of home educators. We suggest you contact another Shurley English home educator through your local homeschool support group.

Can I preview the material before I buy it?

We do not send out materials to be previewed. If the kit is returned within thirty days in new condition, we will refund your money or credit your credit card. We do not accept returns after thirty days. There will be a restocking fee applied to each kit returned.

How do I place an order?

You may place an order over the telephone with a credit card, mail a check or money order to our offices, or order from one of the many retail stores throughout the United States that carry our curriculum. Please see the ordering information page on our website for further information.

What if my child cannot read sentences?

Your child needs to have achieved minimal reading skills to begin using Shurley English.

Does your curriculum teach literature, spelling, reading, or phonics?

No, it does not. However, the Shurley English Literature Selections Booklet is an excellent way to introduce literature to your child. The Literature Selections Booklet is a short study of contemporary and non-contemporary works by various authors from across the nation. Booklets are available for grade levels 1–7.

Can you recommend curriculum for other subjects?

We are not familiar enough with other curriculums to make a recommendation. You may consider consulting other home educators or homeschool magazines that evaluate curriculums.

Who can I call with questions about this curriculum?

The Shurley English office staff is trained to answer basic questions about our curriculum. Note: We do not counsel parents about teaching strategies or classify sentences that are not included in the Shurley English curriculum.

Should my child repeat a level if he/she struggles with the level he/she is working in?

First, your child needs time to adapt to a new curriculum. If you have chosen a level at or below the child's grade level, you should have no trouble making a few adjustments to get your child back on track. This curriculum gives you the flexibility to slow the lessons down at the beginning (*take two days instead of one to finish a lesson*). If your child is still struggling after eight weeks in this curriculum, you may need to choose a lower level until the child is comfortable. When you think your child is ready, you always have the option of moving him/her up to a higher level.

Trust the program. Read each lesson just like you would a storybook: word-for-word, step-by-step, and page-by-page. Remember to have fun with the jingles and the Question & Answer Flows. A positive approach by the parent is very important to the success of this curriculum.

Is it better to have more than one child participate in the Shurley English program?

This curriculum will work for an individual child as well as with a group of children. The parent determines the learning environment and makes it fun in both instances. This program provides all children with a chance to achieve success - individually or in groups.

Does my child have to write on notebook paper?

Some children write larger than others, so parts of the test and practice assignments that require more writing are done on notebook paper to accommodate for those differences. This also allows more review of skills than would otherwise be possible. Most parents just staple the notebook paper to the test or practice page to keep them together.



What do you suggest after Shurley English?

We are not familiar enough with other curriculums to make a recommendation. You may consider consulting other home educators or homeschool magazines that evaluate curriculums.

Do I need a separate writing program?

You do not need a separate writing program. The writing in Shurley English is very comprehensive. Children are taught how to write paragraphs in the four thematic patterns: expository, persuasive, narrative, and descriptive. Then, they are taught how to expand their paragraphs into essays.

Are there religious references within the text?

Bible-related activities, writing assignments, and sentences with a religious tone are found in some levels of the Shurley English Homeschool curriculum. They are optional and are intended as bonus activities.

Do I need a Practice Booklet?





A kit contains all the materials that you need to teach one child for an entire year. The practice sentences for your child are provided in the teacher's manual. However, these sentences are also available in an easy-to-use booklet. Instead of writing the sentences on the board or notebook paper, your child can easily classify the sentences in the Practice Booklet. It is a great time-saver for the child and parent.


Are the two Practice CDs the same as the introductory CD that is already in my kit?

No, the introductory CD in the kit contains the Question & Answer Flows for the Introductory Sentences and the Jingles. The Practice CDs contain the Question & Answer Flows for the Practice Sentences. The Practice CDs are a great time-saver because your child can self-check his/her Practice Sentences.

Does Shurley English provide placement tests?

We do not provide placement tests. The level selected usually depends upon three things: (1) grade level, (2) reading and comprehension level, and (3) maturity level. Shurley English is a little more advanced than most curriculums, but we normally recommend starting children at their appropriate grade levels.





SHURLEY INSTRUCTIONAL MATERIALS, INC.

366 SIM DRIVE CABOT, AR 72023

PHONE (800) 566-2966 FAX (501) 843-0583

www.shurley.com

Many homeschool students and educators have already realized the exciting results of using Shurley English! You can too! Join the perceptive group of home educators who have chosen Shurley English to meet the academic needs of their children.

Shurley English is truly *"English Made Easy!"*