


SHURLEY ENGLISH

Homeschool Language Arts Materials



Going Digital

with Shurley English page 10

The SEDA Option:

How to Promote
Student-Centered
Learning page 13

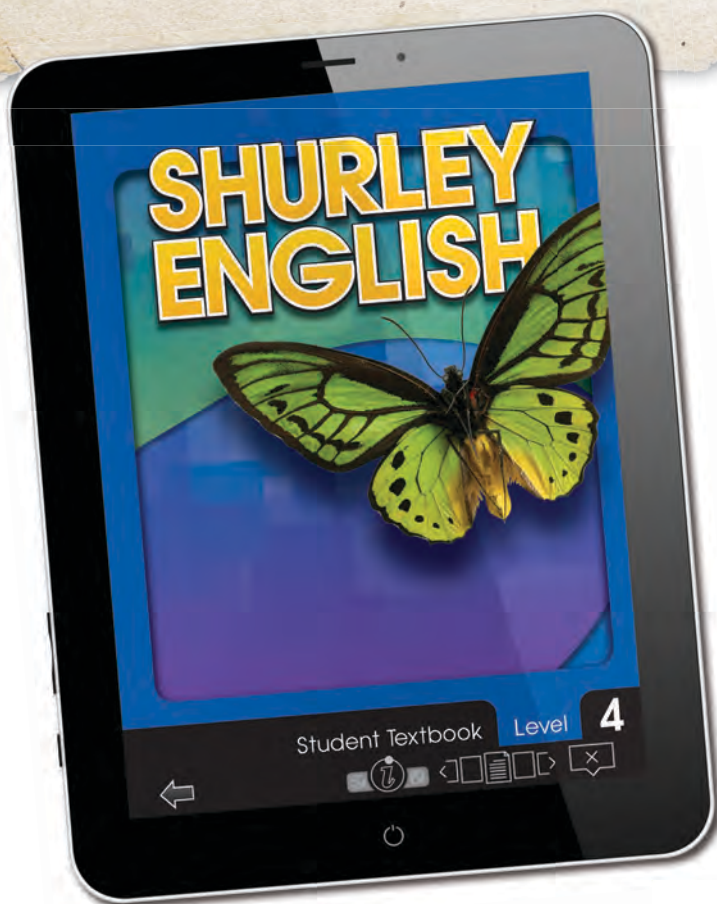

Break the Code

for Your Early Readers
page 6

As a trusted leader in Language Arts education for over 25 years, Shurley English provides a powerful combination of proven teaching models and methods to create a clear, logical, and concrete approach to Language Arts. Students grasp and retain even the most challenging concepts!

You asked. We listened...

The Language Arts *re*volution is here.



Shurley English is NOW part of the digital world!

Based on our unique and trusted methodology for language arts, our purposeful digital enhancements provide true, measurable value to the learning process.

Shurley English Digital:

- enhances the lessons with stimulating multi-sensory input.
- incorporates strategies to engage the brain and strengthen understanding.
- activates and maintains student engagement within each lesson.



NEW! Self-paced learning with seda, the Shurley English Digital Assistant!

Provide your students with a fresh and exciting way to acquire, apply, and extend their knowledge.

Learn more at www.shurley.com



Proven Methods of Learning

Proven Methods of Teaching

Proven Success

We make abstract language arts concepts clear and logical to support all types of learners, using concrete, multi-sensory strategies:

- **Direct Instruction**
- **The Memory Model**
- **Multiple Intelligences**
- **Brain-Compatible Instruction**
- **Bloom's Taxonomy**
- **Cooperative Learning**
- **Flexible Learning Groups**
- **Multi-Sensory Learning**

This powerful combination of teaching models and proven teaching methods allows for flexibility. In addition, our step-by-step process moves from simple concepts to increasingly complex skills, allowing students to grasp and retain even the most challenging language arts skills!

Successfully Serving
Educators and Their Students
for Over 25 Years!



To see more of our
award-winning curriculum,
visit www.shurley.com



All Together Now...



Shurley English has assembled a unique combination of features to help students build a solid literacy foundation. Our experts organized the series logically, sequentially, and systematically for success.

Abstract language arts concepts become clear and logical, using concrete, multi-sensory strategies that support all types of learners.

Jingles

Grammar definitions that

- incorporate rhythm, rhyme, and movement.
- provide domain-specific language.
- allow for critical reading during sentence analysis.

Q&A Flow

Oral Sentence Classification that

- includes brain-compatible strategies.
- makes English grammar logical and systematic.
- serves as a formative assessment.

Jingle Time
Listening and Speaking
Jingle 7 The Article Adjective Jingle

We are the article adjectives,
Teeny, tiny adjectives.
A, AN, THE - A, AN, THE

We are called article adjectives and noun markers.
We are memorized and used every day.
So, if you spot us, you can mark us
With a capital A.

We are the article adjectives,
Teeny, tiny adjectives.
A, AN, THE - A, AN, THE

Grammar Time
Article Adjectives
Now that you've learned about adjectives, it's time to learn about a very special kind of adjective: the **article adjective**. You should have no trouble picking out article adjectives because there are only three of them.

Reference 20
Article Adjectives
The words **a, an, the** are a special group of adjectives called **article adjectives**. They are used more than any other adjectives.

Lesson 5

Adding Interrogative Sentences to the Question and Answer Flow

Sample Sentence: Is Carla working on her science project today?

- Who is working on her science project today?
Carla - Subject Noun (Write SN above Carla.)
- What is being said about Carla?
Carla is working - Verb (Write V above working.)
- Is working - Verb Phrase (Write HV above is.)
- Is working - Verb Phrase
- On - Preposition (Write P above on.)
- On what? project - Object of the Preposition (Write OP above project.)
- What kind of project? science - Adjective (Write Adj above science.)
- Whose project? her - Possessive Pronoun Adjective (Write PPA above her.)
- Is working when? today - Adverb (Write Adv above today.)
- Subject Noun, Verb, Pattern 1. (Write SN V PI in the blank.)
- Skill Check!**
→ (On her science project) - Prepositional Phrase
→ Question mark, question, interrogative sentence
(Write Int at the end of the sentence.)
→ Go back to the verb.
Divide the complete subject from the complete predicate.
(NOTE: Draw the vertical line in front of the main verb.)

SN V HV SN V P PPA Adj OP Adv
PI Is Carla /working (on her science project) today? Int

366
Level 6 | Chapter 9

Name: _____
Exercise 1: Wri
Th

Labels: _____
Original Sentence: _____
Revised Sentence: _____
Revision Strategy: _____

Labels: _____
Original Sentence: _____
Revised Sentence: _____
Revision Strategy: _____
Exerc

Sentence Blueprints

Basic Sentence composition that

- rehearses the most common conventions of English.
- facilitates the transfer of word skills to sentence skills.
- integrates grammar knowledge into the writing process.

Skills

Skill instruction and practice that

- provides specific processes to follow for understanding and application.
- spirals throughout the curriculum to ensure mastery.
- allows comprehensive input and review.



Start Lesson 4

Chapter 5

Word Time

Vocabulary and Analogy

Word 9 → **vague** (vāg)

Definition: unclear in meaning; confusing

Synonym: unclear **Antonym:** understandable

Sentence: My memory of Spanish is **vague** because I only had it one year in high school.

Analogy → **kidney : organ :: clarinet : instrument**

Relationship: Type or Kind

Thinking Process: Just as **kidney** is a kind of **organ**, **clarinet** is a kind of **instrument**. Therefore, this is a **type or kind** analogy.

ACTIVITY

Draw a picture or write a poem or story in your Vocabulary Notebook to help remember the word **vague**.

Idea: Put question marks and the word in a thought bubble. Demonstrate the word's meaning or unclear.



Chapter 9

Classroom Practice 36

Date: _____

Write your own blueprint labels. Use the labels to write an original sentence. Then, revise your sentence, writing the abbreviation of the revision strategy under each word.

A	Adj	SN	V-t
The	anxious	sailors	left
The	apprehensive	crew	abandoned
nc	syn	syn	syn
A	Adj	DO	Adv
the	damaged	ship.	
the	sinking	vessel	immediately.
nc	wc	syn	add

Revision 2: Rewrite your revised sentence on the lines below. Use the checklist to check your sentence.

The apprehensive crew abandoned the sinking vessel immediately.

Sentence Checklist: Capital letter Subject Verb Complete sense End mark

Writing

Writing instruction that

- uses student-friendly writing scaffolds that pave the way for exceptional writing.
- develops and enhances effective writing traits.
- provides detailed graphic organizers for logical organization of ideas.
- includes comprehensive development of revision and editing skills.
- allows students to use their imagination to explore ideas and respond to the texts they read.
- engages students in interactive listening, speaking, thinking, and writing activities.
- integrates and develops powerful “deep and wide” vocabulary, including etymology.
- connects the most important grammar skills into writing.
- allows numerous opportunities for writing across the curriculum.
- provides purposeful technology applications to support key skill development.

Prewriting Map

Name: Quigley Shurley Date: Oct. 1

WA: 1 Genre: descriptive
 Purpose: to describe Audience: my classmates
 Topic: my favorite dessert
 Topic Sentence: My favorite dessert of all time is Aunt Lindsey's blueberry pie.

TOPIC
my favorite dessert

Main Point 1: ingredients

Main Point 2: crust and topping

Main Point 3: filling

Supporting Details: fresh blueberries cinnamon-butter sauce crumble topping	Supporting Details: flaky golden-brown sweet buttery	Supporting Details: cinnamon-blueberry ties flavors together
--	--	--

Name: Quigley Shurley
 Date: October 1
 WA 1
 Purpose: to describe
 Genre: descriptive
 Audience: classmates
 Topic: favorite dessert

My favorite dessert of all time is Aunt Lindsey's blueberry pie. This is no ordinary pie. In fact, each piece is a slice of heaven on a plate. Its warm, sweet aroma fills the house as it bakes in the oven. The flavors of fresh blueberries, cinnamon-butter sauce, and Aunt Lindsey's secret crumble topping don't just mingle, they throw a party! The crust is always golden-brown, and the topping tastes so sweet and buttery that the pie almost doesn't need a filling. However, the cinnamon-blueberry filling ties everything together in a beautiful symphony of flavors. Nothing on earth could ever improve the perfection of Aunt Lindsey's blueberry pie—except, perhaps, a scoop of vanilla ice cream on top!

Best. Dessert. Ever.
by Quigley Shurley

My favorite dessert of all time is Aunt Lindsey's blueberry pie. Make no mistake, this is no ordinary pie. In fact, each piece is a slice of heaven on a plate. Its warm, sweet aroma fills the house as it bakes in the oven. The flavors of fresh blueberries, cinnamon-butter sauce, and Aunt Lindsey's secret crumble topping don't just mingle, they throw a party! The crust is always flaky and golden-brown, and the topping tastes so sweet and buttery that the pie almost doesn't need a filling. However, the cinnamon-blueberry filling ties everything together in a beautiful symphony of flavors. Nothing on earth could ever improve the perfection of Aunt Lindsey's blueberry pie—except, perhaps, a scoop of vanilla ice cream on top!

Speaking & Listening

Speaking and listening opportunities that

- allow students to discuss topics formally and informally.
- encourage active listening in flexible student groups.
- prepare students for formal and informal oral presentations.
- rehearse routine discussion strategies that build knowledge.

Reading

Reinforcing reading instruction by

- allowing students to build their own literacy from sound-symbols to words to sentences to writing fluency.
- developing decoding, phonemic awareness, spelling, and fluency skills.
- integrating high-frequency words.
- allowing textual analysis in bite-size chunks.
- encouraging students to think deeper and more critically.
- providing comprehension support.
- featuring original pieces in various domains of literature, including narratives, informative pieces, opinion/argumentative writing, and other culturally-relevant text, which stimulate discussion and boost comprehension.
- drawing on literature models that enhance and inform their own writing.



Chapter 2

Reading Passage: Narrative

It's time to enhance your comprehension skills. **Comprehension** is the understanding of things you read or hear. Follow your teacher's directions for the passage and questions.

Lesson 11

The Predicament

Trey's favorite thing to do was ride his new mountain bike that he had just gotten for his **birthday**. He rode it on the **sidewalk**, in the **backyard**, and around the neighborhood. He always waved to his best friend, Aaron, every time he passed by Aaron's house, which was frequently. Trey wished Aaron had a bike so that they could ride together, but he knew that Aaron's dad had been **unemployed** for the past four months, and they could not afford to buy Aaron a bike right now.

One evening as Trey put his bike in the garage, he had a great idea. He eagerly talked to his parents about it, and they agreed with Trey's **proposal**. That night, Trey went to bed happy and

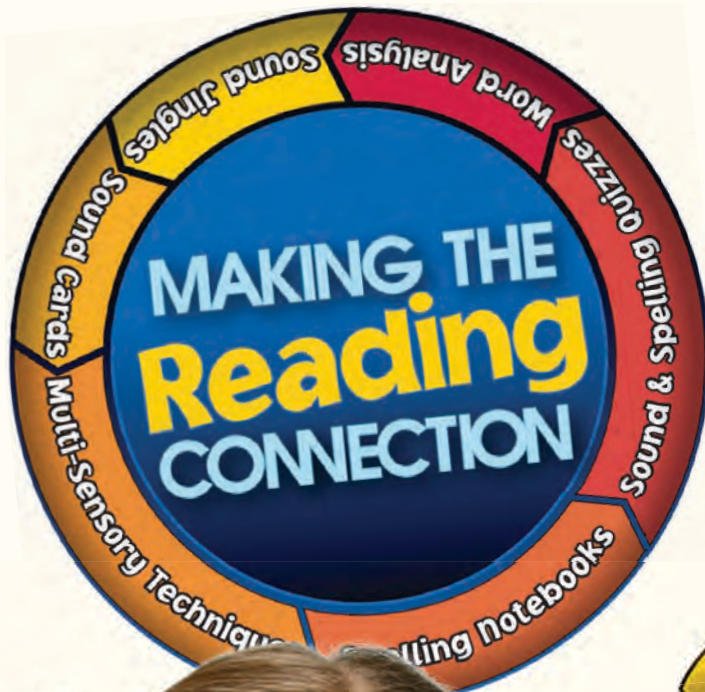
excited about the **solution** to his **predicament**.

The next day, Trey stopped in front of Aaron's house, but he wasn't on his new bike. He was on the old bike that he had **outgrown**. Since Aaron was smaller than Trey, the older bike would be a perfect fit for him. After explaining his idea to Aaron and his parents and getting their **consent**, Trey **sprinted** back home, grabbed his new bike, and raced back to Aaron's. That day, Aaron rode with Trey around the neighborhood. Aaron was **overjoyed**, and Trey felt great about helping his best friend.

Besides, it was a lot more fun to ride with Aaron than just to wave at him while riding by his house.



Break the Code.



In Levels 1 and 2 of the Digital Edition, *Shurley English* has assembled a powerful combination of features to help early readers break the reading code.

Through a logical, systematic approach, we provide students with the concrete steps necessary to make the connection between letters, their sounds, and the words they make. Our multi-sensory approach ensures a solid foundation for lifetime literacy.

Sound Jingles

- incorporate rhythm, rhyme, and movement.
- provide information about sounds and how they work together.
- provide definitions to help students decode and analyze words.



Chapter 1 Reading

Recite the Vowel Jingle.

Jingle 65 The Vowel Jingle

A, U, (I and Y), O, E

Six simple vowels to learn, wait and see!
Every English syllable
Has to have at least one vowel—I'm tellin' you now!
Listen up my children as I sing this song.
When you know your six vowels, sing along!

A-a says ä, ā, ä
U-u says ŭ, ū, oō
I-i and Y-y say ĭ, ī
O-o says ȯ, ō, oō—we're almost through!
E-e says ě, ē—it has potentiality!

Sound Cards

- help students hear and see the building blocks of words.
- provide a coding system for letters and sounds.
- incorporate daily repetition of important phonemic rules.
- feature detailed instructional information for the teacher.

Multi-Sensory Techniques

- strengthen the neural connections by fusing together visual, auditory, and kinesthetic learning.
- use repetition and a combination of learning styles.
- provide ways to master the sounds and symbols of reading.

Say:

ă, ā, ä

Reading Time



Spelling Notebooks

- provide students with their own self-made vocabulary reference.
- serve as a study tool for partners and whole groups.
- show daily progress of students' phonemic awareness.

Sound & Spelling Quizzes

- provide ongoing formative assessments.
- hold students accountable for old and new material.
- provide a constant stream of practice.

Set 1

aaaaaaaaaaaaaaaaaaaaaaaaaaaa

ssssssssssssssssssssssssssss

mmmmmmmmmmmmmmmmmmmmmm

tttttttttttttttttttttttttttt

pppppppppppppppppppppppppp

Set 1 Words

Pam

Sam

mat

sat

Set 1 Sentence

Sam and Pam sat on the mat

Word Analysis

- incorporates a coding system that turns invisible decoding strategies into visible, hands-on learning.
- allows students to build their own literacy from sound-symbols to words.
- helps students visually recognize spelling patterns.
- aids reading and writing development.



Chapter 4 Reading

Lesson 5

Rule 2 for Silent E

Now, you will learn Rule 2 for Silent Final E, the VCGU Rule.

VCGU hear what I say.
Words from English won't end this way.
If one of these letters
In front of E you see,
It's the Rule 2 for Silent Final E!

blue banner

brave knight

steel lance

horse's prance

orange bard

198 Level 1 | Chapter 4

A **syllable** is a **chunk** of sound;
A **vowel** in every **syllable** **MUST** be found!

4 Rules to Divide Multi-Syllable Words

When a word has a doubled middle consonant, divide between the doubled middle consonant.

1 sun·ny

Consonant blends and digraphs are never divided.

3 wash·er
ma·chine
go·pher
high·est

If two consonants come between two vowels, divide between the consonants.

2 mis·ter

If there are two consonants in front of -le, divide between the two consonants.

4 bun·dle
puz·zle

Digital is Dynamic.



During the development phase of our latest edition of Shurley English, our own in-house team of technology experts worked in tandem with our authors. Together, they designed digital enhancements, tailor-made for our unique approach to language arts instruction.

It was important to us to develop purposeful digital enhancements to the curriculum. Time in the classroom is valuable, and therefore a digital product must provide true, measurable value to the student and the learning process.

To this end, we developed our digital curriculum to...

- enhance the lessons with stimulating multi-sensory input.
- incorporate strategies to engage the brain and enhance understanding.
- activate and maintain student engagement within each lesson.
- meet the growing need for technology instruction and learning in the Digital Age.



Interactive Menu Items



Plays audio for the chosen Jingle along with a follow-along animation



Plays helpful audio for the skills being taught on the page, such as Q&A Flows, Introductory and Practice Sentences, Vocabulary Words, and much more



Plays an animation or a video that visually reinforces the material being taught on the page



Launches a variety of activities that can be displayed and utilized as classroom practice through an interactive whiteboard or other display device



Displays a printable PDF of various resources such as assessments and practice forms



...sentence, sentence, sentence
Is complete, complete, complete
When five simple rules
It meets, meets, meets.
It has a subject, subject, subject
And a verb, verb, verb.
 And it makes sense. sense. sense



Revision Checklist
 Use these writing traits as you revise your rough draft.

Organization

- Is there a clear *introduction, body, and conclusion* that you need to make any improvements?
- Does each paragraph have a topic sentence?
- Are there sentences that should be deleted because they do not support your topic?
- Are the sentences and paragraphs in a logical order? Should they be rearranged?
- Does your writing reflect its *purpose, genre, and audience*?

Word Choices

- Can you add or replace any weak words with stronger word choices?
- Are there any repeated or unclear words that should be deleted?

Voice

- Do your word choices make your writing sound unique?
- Can you add figurative language (similes, metaphors, personification)?

Sentence Fluency

- Are the sentences varied in length and type?
- Do you need to combine or shorten any sentences?
- Do you need to add or change transition words?

2. Write your revisions in the blank spaces of your rough draft.

3. Draw a line through words or sentences that you want to delete or replace.



SHURLEY ENGLISH

Exercise 1: Use the blueprint labels to write an original sentence of your own.

Label: **SN** Label: **V** Label: **Adv**

Label: **Adv** Label: **Adv**

Exercise 2: Rewrite your revised sentence on the lines below. Use the checklist to check your sentence.

Sentence Checklist: Capital letter Subject Verb Complete sense End mark

EXIT



Shurley Portal

Access to your digital products is simple and easy with the Shurley Online Services Portal.

- Manage access to each of your Digital Student Textbooks.
- View numerous, printable enrichment worksheets.
- Review self-help resources and easy-to-follow videos for teaching strategies.

Compatible Devices:

- iPad Tablets / iPhones
- Android Tablets / Android Phones
- PC and Mac Laptop / Desktop Computers

TECHNICAL REQUIREMENTS:

- Windows® 7 or higher
Mac OS X 10.7.3 or higher
- High-speed Internet connection
- 2 GB RAM
- Initial download of Shurley Portal





seda

Shurley English Digital Assistant



View a lesson with seda
at www.shurley.com

The **Shurley English Digital Assistant (SEDA)** is here to help you become a Language Arts expert. Utilizing highly-trained, certified teachers, we model every lesson for you. This valuable add-on resource is available for your digital classroom, creating endless ways to promote knowledge acquisition and reinforce retention.

seda is for Everyone

Students

- Provides engaging pre-teaching resources for knowledge acquisition
- Delivers consistent post-teaching opportunities for reinforcement
- Ensures uninterrupted learning

Teachers

- Delivers detailed teacher training for every lesson
- Offers complete lesson preparation
- Allows for co-teaching opportunities
- Supports small group instruction
- Provides comprehensive resources for flexible in-class facilitation



*seda is here
to help **you** grow!*

Digital OR PRINT

Digital Materials

DIGITAL EDITION

Over the years, Shurley English has invested tremendous energy and resources to develop its own digital curriculum using Brenda Shurley's unique and trusted methodology for language arts instruction. It was important to us to develop purposeful digital enhancements to the curriculum. Time is valuable, and therefore a digital product must provide true, measurable value to the student and the learning process.








This edition of Shurley English brought success to students in classrooms nationwide and crosses over to the home environment with ease, providing home educators with a Digital Language Arts curriculum that truly elevates their child to the next level in language development.

Available for levels:



.....Print Materials



HOMESCHOOLING EDITION

Shurley English Homeschooling is our award-winning grammar and writing program. Based on the tried and true methods developed in our flagship Shurley English curriculum, it is considered by many to be the most effective English curriculum available to homeschoolers.



The Shurley English curriculum assembles a unique combination of features and strategies to provide for student success in grammar, skills, and writing. These features are logically, sequentially, and systematically woven into the curriculum to provide a solid foundation for lifetime literacy.

Parents everywhere trust Shurley English Homeschooling to help their children grow into confident and competent communicators.

Available for levels:



Find the right fit for you!



1ST EDITION FOR HOME USE

The first edition of The Shurley Method gives students a solid skills

foundation from which to build advanced writing and speaking skills. Students develop a tremendous sense of security and self-confidence in their ability to use language and are fully prepared to tackle the complexity and rigors of English at the next level.

While initially utilized in a classroom setting, this edition has proven invaluable to homeschool students who strive to build advanced communication skills.

Available for levels:



NOTE: Shurley English editions are not cross-compatible. The scope and sequence of each edition varies greatly; therefore, we do not recommend intermixing books from different editions.



Shurley English Digital Edition

DIGITAL SUBSCRIPTION

The Digital Edition Subscription contains everything you need to teach one student for an entire school year using the Shurley English Digital Edition.

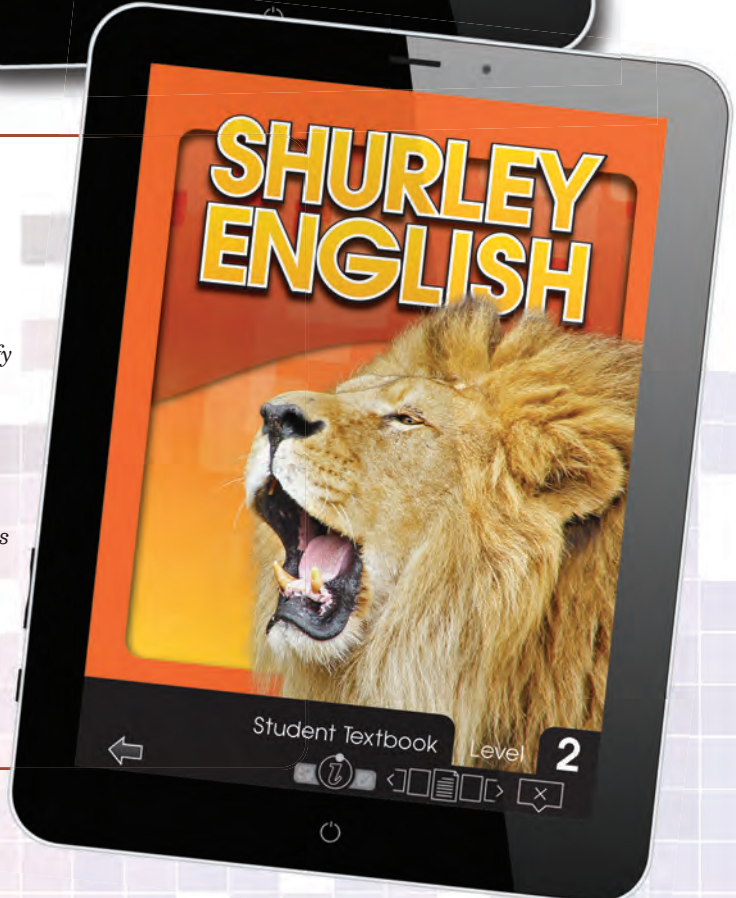
Your subscription includes one **Digital Teacher's Manual** and one **Digital Student Textbook**.

Available for levels:



To customize your teaching and learning experience, you may add on the following feature(s) for an additional cost:

- The Shurley English Digital Assistant (SEDA)



Subscription Plan: Monthly

Multi-student Discount:

For those families with more than one child utilizing Shurley English Digital Materials, a discount is provided. All students must have the same subscription features to qualify for discounts.

Compatible Devices:

- iPad Tablets / iPhones
- Android Tablets / Android Phones
- PC and Mac Laptop / Desktop Computers

TECHNICAL REQUIREMENTS:

- Windows® 7 or higher
- Mac OS X 10.7.3 or higher
- High-speed Internet connection
- 2 GB RAM

Digital Teacher's Manual

The Teacher's Manual is essential for teaching the Shurley English curriculum and continues to be the heart of the program at every level. The Teacher's Manual includes lesson plans, student objectives, teaching scripts, questioning strategies, modification strategies, classroom activities, enrichment activities, teaching tips, student tips, and answer keys.

The digital manual is rich with additional features like bookmarks, notes, search, and access to powerful teaching aids.


Available for levels:



This product is included with all Digital Subscription Packages and may not be purchased separately.




Elements of the Teacher's Manual





Teacher instructions prompt the direction and flow of the lessons being taught.

Student objectives are listed for every lesson to facilitate lesson planning.




Modification ideas help meet individual student needs.

Strategies to Engage the Mind suggest ways of incorporating different learning styles and form stronger connections in students' minds.



NOTE: Shurley English editions are not cross-compatible. The scope and sequence of each edition varies greatly; therefore, we do not recommend intermixing books from different editions.

Digital Student Textbook

Each lesson in the Digital Student Textbook has been carefully developed to include numerous digital enhancements. Simply click the *interactive*  at the bottom of the screen to view the special content. The Digital Student Textbook can be displayed on students' computers, tablets, or compatible smart phones. It contains all the digital enhancements that make the lesson interactive and engaging.

Available for levels:



This product is included with all Digital Subscription Packages and may not be purchased separately.



Elements of the Digital Student Textbook

Chapter 17

Reference 190

Article for Reading Strategies


First, skim headings and key words to find the general idea of the article before you actually read it. Use titles, headings, subheadings, and key words to help you.

Section 1: How Frogs and Toads Are Alike

Frogs and toads have many things in common. One way they are alike is that they are both classified in the group of cold-blooded animals called **amphibians**. Cold-blooded means that an animal's body temperature changes to match its surroundings. Amphibians are animals that can live on land and in water. For this reason, both frogs and toads have long back legs for jumping and webbed feet for swimming. Another way frogs and toads are alike is that they both catch insects with their long, sticky tongues. Finally, both frogs and toads start life as tadpoles hatched from eggs laid in water. A tadpole is the larva, or baby stage, of a frog and toad. During the tadpole stage, frogs and toads have gills so they can breathe under water. Later, they develop lungs for breathing air as they mature into adult frogs and toads.

Section 2: How Frogs and Toads Are Different

Even though frogs and toads are very similar, there are a few ways in which they are different. One difference is frogs and toads is their skin. Toads have dry bumpy skin that is darker in color than frog skin. A frog's skin is moist, smooth, and lighter in color than a toad's. Another difference is their body shape. Toads have wide flat bodies, and frogs have narrow, slender bodies. Finally, frogs and toads require different living habitats, which is the place where a plant or animal normally lives and grows. Frogs must always live near water in order to keep their skin moist. Toads need less water and can live in dry places.



684 Level 4 Chapter 17

Comprehension Questions provide a scaffold for class discussions.

References are clear and concise.

Use Reference 190 to answer the questions below.

Strategy 1: Using the Skimming Strategy

The purpose of skimming is to get a general idea of the article before you actually read it. Use titles, headings, subheadings, and key words to help you.

1. What is the title of the article?
2. Name the headings.
3. What are the headings made of each section?
4. What is the main idea of the article?

Strategy 2: Using the Questioning Strategy

The purpose of questioning is to get your mind ready for information. It gives you a reason for reading and makes it easier to remember main ideas and understand key words. Turn headings and key words in the article into questions.

1. How are frogs and toads alike?
2. What does cold-blooded mean?
3. What are amphibians?
4. What is a larva?
5. How are gills and lungs used?
6. How are frogs and toads different?
7. What is a habitat?

Strategy 3: Using the Reading Strategy


The purpose of reading is to understand the information under headings and key words. Now, read the article.

Strategy 4: Using the Scanning Strategy

The purpose of scanning is to help you use headings and key words to find answers to questions. Skim headings, key words to find great, underline words, and type responses to help you find the answers to the questions below.

1. How are frogs and toads alike?
2. Which sentence describes these ball-type words: cold-blooded, amphibians, larva, gills, and lungs?
3. What are amphibians?
4. What is a larva?
5. How are frogs and toads called in the larva stage?
6. When do frogs and toads breathe with gills?
7. How do frogs and toads breathe with lungs?
8. Which sentence contains the word habitat in bold-face?
9. Which sentence tells you where frogs and toads live?
10. What is the main idea of the article?

Based on what you've learned, can you tell whether this is a picture of a frog or a toad?



685 Level 4 Chapter 17

Chapter 17

End Lesson 2

Extending the Lesson: Blogging

A blog is like an online journal where you can express your opinion and make comments about what is going on in your class, family, school, and community. Some bloggers can read what you have written, you must be careful not to write anything private, rude, or vulgar. You must always accept the responsibility for how you express yourself in a place that other people can read.

The following activities can be used to blog.

- Write blog at home**
Use poster board, butcher paper, or a white board to set up a blog in your home. All family members can read and write blog entries.
- Write blog at school**
Teacher explanation: You can read and write blog entries on butcher paper, poster board, or a white board.
- Class Blog on the computer**
Teacher explanation: Post entries on the class blog. Use your school's tool for the blog to write, read, respond, and reflect.

BLOG

686 Level 4 Chapter 17

Examples show how to apply what is being learned.

Students Extend the Lesson to promote a deeper understanding of concepts, skills, and subjects.

Reference 19

Adjectives

Adjectives can make your sentences come to life!

An adjective is a word that modifies or describes a noun or pronoun. (You will learn about pronouns in later chapters.)

- Examples of adjectives: blue, flower, tall, men, round, ball, clean, feet, seven, pig, this, street!

Adjectives are modifiers. They are words that describe or clarify the meaning of another word. In general, the word usually comes "to describe." Adjectives usually go following the adjective question: what kind, which one, or how many?

- Examples of adjectives that tell what kind: gray, black, pretty, hot, cold, dry, smooth, warm
- Examples of adjectives that tell which one: that, this, those, these, youngest, only, another
- Examples of adjectives that tell how many: one, few, fifty, some, both, several, many

An adjective is labeled with the abbreviation Adj.

An adjective is not part of a sentence pattern because it is not considered a core part like the subject and verb (S-V).

Modifiers like adjectives only add extra information about other words. They do not affect the pattern of a sentence.

SHARP **hot** **TALL** **black** **blue** **gray**

687 Level 4 Chapter 17

STUDENT RUBRIC for Descriptive Writing

Name _____ Date _____

Put a checkmark beside each question that you answer with "yes."

Descriptive SCORE (Count the checkmarks in this section)

- How I used descriptive words and details to create strong mental pictures?
- How I used appropriate transition words?
- How I used subject-appropriate language to describe sensory images?
- Is the purpose of my descriptive writing stated in my topic sentence?
- How I developed the topic in an interesting and informative way?

Ideas SCORE (Count the checkmarks in this section)

- Is the topic and purpose of my paper clearly described in the topic sentence?
- How I brainstormed or explored my topic appropriately?
- Are there at least three main points to develop the topic of my paper?
- Are there at least one detail that supports and develops each of my main points?
- How I choose a topic that is appropriate to my purpose, genre, and audience?

Organization SCORE (Count the checkmarks in this section)

- Is my paper well organized and easy to follow?
- Does my paper have a clear introduction, body, and conclusion?
- Are my ideas in a logical order?
- Does my paragraph have a topic that is supported by every sentence in the paragraph?
- Does the organization of my sentences reflect my purpose and audience?

Word Choice SCORE (Count the checkmarks in this section)

- How I used precise nouns and verbs to explain and describe my topic?
- How I used vivid adjectives and adverbs to create strong mental pictures?
- How I repeated certain words with stronger words?
- How I deleted incorrect, repeated, or unnecessary words?
- How I used words appropriate to my purpose and audience?

184 Level 4 Chapter 4

Assessments are provided in multiple formats.

Rubrics ensure writing traits are being incorporated.

Classroom Practice 8

Name _____ Date _____

GRAMMAR:

Exercise 19 Classify each sentence.

- The tired little kitten slept soundly today.
- An old leopard whistled very loudly.

Exercise 20 What are the article adjectives?

- _____
- _____
- _____

Exercise 21 List the adverb questions. **Exercise 22** List the adjective questions.

- _____
- _____
- _____

SKILLS:

Exercise 23 Write a or an in the blanks.

- Would you like _____ orange?
- Would you like _____ fresh orange?
- We saw _____ very large tree.
- We saw _____ extremely large tree.

Exercise 24 Fill in the circle beside each correct answer.

- Remove that r pages: time back paper
- She went _____ night: way morning right

EDITING:

Exercise 25 Write the capitalization and punctuation rule numbers for each correction in bold. (Use References 7 and 9 on pages 24 and 29-30.)

Rose, you go to Parker Elementary on Miller Street, don't you?

687 Level 4 Chapter 2

seda
Shurley English Digital Assistant

The Shurley English Digital Assistant (SEDA) is an add-on component to the digital edition. The SEDA extension contains materials for one teacher and one student. With SEDA, you will change the way you deliver Language Arts instruction by providing your team with a video of the lesson. Teachers can use SEDA for detailed training, lesson preparation, co-teaching, blended learning, and more. Students can use SEDA for pre-teaching resources and post-teaching reinforcement. SEDA is for everyone! This valuable add-on resource will create endless ways to promote knowledge acquisition and reinforce retention.

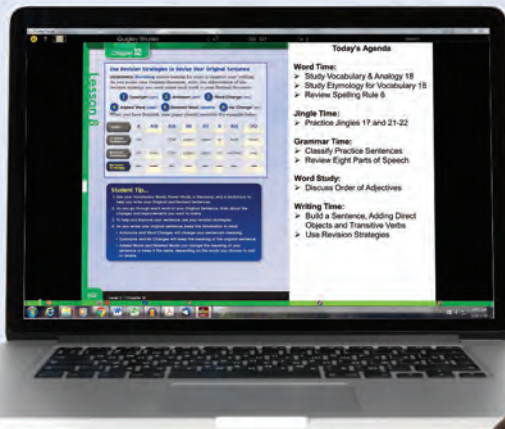
Available for levels:



SEDA is not a stand-alone product and must be purchased in conjunction with the Digital Subscription.



Elements of SEDA



Provides self-paced, student-centered learning

Promotes the acquisition of critical knowledge prior to discussion time

Allows the teacher time to provide individualized learning to multiple students

Affords in-depth review opportunities


Serves as a training tool for the teacher



Shurley English

Digital Edition: Print Add-ons


For those teachers who prefer having bound, print resources for their students and want to avoid printing individual worksheets, we have compiled a list of suggested materials that you may add-on to your digital subscription.



Student Workbook

The Student Workbook consists of consumable worksheets that are used in conjunction with the Digital Student Textbook. Students write on workbook pages instead of printing individual workbook pages from the Digital Student Textbook.

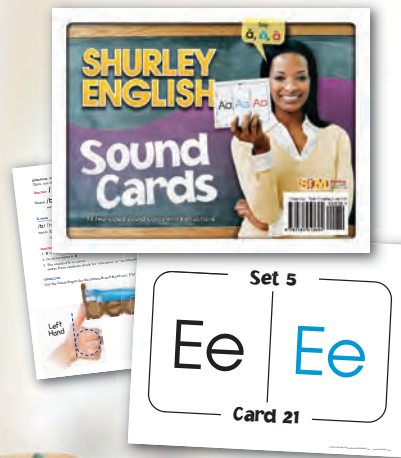

Available for levels:



Student Test Book

The Test Book is a consumable book that contains the pretest, chapter tests, and the posttest. Tests are presented in multiple formats. Students write on test book pages instead of the teacher printing individual Test Book pages from the Digital Teacher's Manual.

Available for levels:



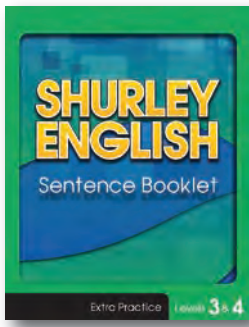
Sound Cards

Become an expert phonemic awareness instructor. Each card features the phoneme on the front side and teaching instructions and hints on the back.

These 8.5 x 11 visual aids are printed on card stock.

Available for levels:

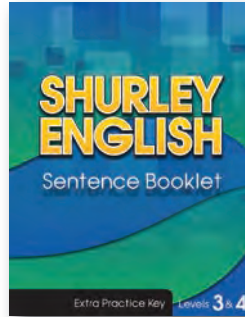




Sentence Booklet: Extra Practice

The Sentence Booklet is a consumable workbook intended to support your study of Shurley English and our unique approach to Language Arts. As grammar skills are introduced or as you review previously taught skills, you may utilize this book of sentences for additional classification or skill practice. Sentences are in large print and grouped by skill in this full-size, softcover booklet. This booklet covers multiple grade levels and is cross compatible with all editions of Shurley English.

Available for levels:



Sentence Booklet: Extra Practice Key

The Sentence Booklet Key is a companion product to the Shurley English Sentence Booklet. The answer keys from the Sentence Booklet have been conveniently placed together in a full-size, softcover book, making it easy to check student pages. This booklet covers multiple grade levels and is cross compatible with all editions of Shurley English.

Available for levels:



NOTE: Shurley English editions are not cross-compatible. The scope and sequence of each edition varies greatly; therefore, we do not recommend intermixing books from different editions.



How do I purchase the Digital Edition?



1. Go to www.shurley.com/hs

The Digital Edition is only available for purchase from the Shurley English online store. Visit the **Store** tab and choose **Monthly Subscriptions**.

2. Choose your Monthly Digital Subscription.

A Monthly Subscription Package contains everything you need to teach one student for an entire school year using the Shurley English Digital Edition. Simply choose the desired level and assign a student. You will be automatically billed each month for each subscription purchase. You may cancel your subscription at any time. Your account will remain active until the close of your billing cycle.
We are unable to pro-rate subscription services.



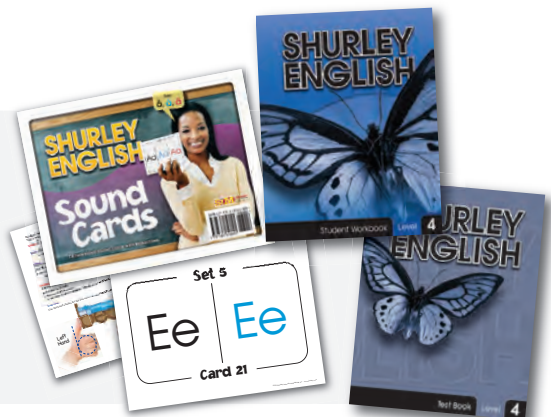
3. Select your Digital Add-ons.

To customize your teaching and learning experience, you may add on the following feature(s) for an additional cost:



4. Select your Print Add-ons.

For those teachers who prefer having print resources for their students, we have compiled a list of suggested materials that you may add-on to your subscription. These print items will be shipped to you after you complete your purchase.



5. You're ready to get started with Shurley English!

To get started, simply click the link provided in your activation e-mail and download the Shurley Portal. Login through the Portal and you have instant access to your digital materials!

Shurley English Digital Edition Pricing Information:

DIGITAL MATERIALS

Monthly Subscription \$4.99

- Level 1 ISBN 978-1-58561-376-2
- Level 2 ISBN 978-1-58561-377-9
- Level 3 ISBN 978-1-58561-378-6
- Level 4 ISBN 978-1-58561-379-3
- Level 5 ISBN 978-1-58561-380-9
- Level 6 ISBN 978-1-58561-381-6
- Level 7 ISBN 978-1-58561-382-3
- Level 8 ISBN 978-1-58561-383-0

Add-On Digital Materials:

SEDA Extension \$2

- Level 1 ISBN 978-1-58561-385-4
- Level 2 ISBN 978-1-58561-386-1
- Level 3 ISBN 978-1-58561-387-8
- Level 4 ISBN 978-1-58561-388-5
- Level 5 ISBN 978-1-58561-389-2
- Level 6 ISBN 978-1-58561-390-8
- Level 7 ISBN 978-1-58561-391-5
- Level 8 ISBN 978-1-58561-392-2

Add-On Print Materials:

Student Workbook \$12

- Level 1 ISBN 978-1-58561-258-1
- Level 2 ISBN 978-1-58561-259-8
- Level 3 ISBN 978-1-58561-260-4
- Level 4 ISBN 978-1-58561-261-1
- Level 5 ISBN 978-1-58561-262-8
- Level 6 ISBN 978-1-58561-263-5
- Level 7 ISBN 978-1-58561-264-2
- Level 8 ISBN 978-1-58561-265-9

Student Test Book \$10

- Level 1 ISBN 978-1-58561-266-6
- Level 2 ISBN 978-1-58561-267-3
- Level 3 ISBN 978-1-58561-268-0
- Level 4 ISBN 978-1-58561-269-7
- Level 5 ISBN 978-1-58561-270-3
- Level 6 ISBN 978-1-58561-271-0
- Level 7 ISBN 978-1-58561-272-7
- Level 8 ISBN 978-1-58561-273-4

Sound Cards \$75

- Level 1 ISBN 978-1-58561-369-4
- Level 2 ISBN 978-1-58561-369-4

Multi-student Discount:

For those families with more than one child utilizing Shurley English Digital Materials, a discount is provided. This discount will be applied during Online check-out.



Sentence Booklet \$7

- Levels 1-2 ISBN 978-1-58561-367-0
- Levels 3-4 ISBN 978-1-58561-368-7
- Levels 5-6 ISBN 978-1-58561-399-1

Sentence Booklet Key \$12

- Levels 1-2 ISBN 978-1-58561-400-4
- Levels 3-4 ISBN 978-1-58561-401-1
- Levels 5-6 ISBN 978-1-58561-402-8

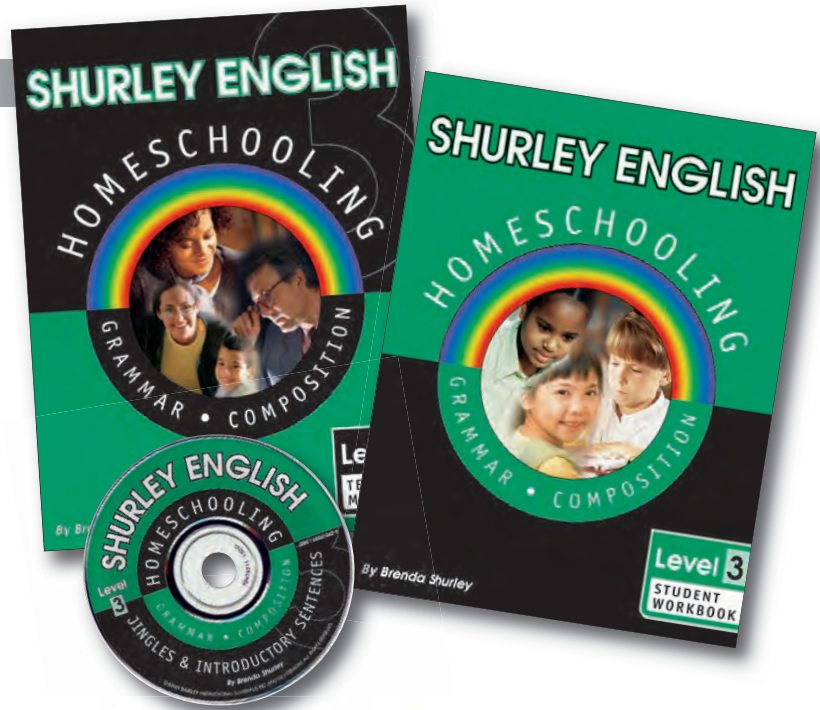


Shurley English: Homeschooling Edition


HOMESCHOOLING KIT

Materials for each grade level are sold in a kit package. A kit contains everything needed to teach one student for an entire school year. Each kit contains the following three items: one **Teacher's Manual**, one **Student Workbook**, and one **Introductory CD**.

Available for levels:



Kit Components for Homeschooling Kit


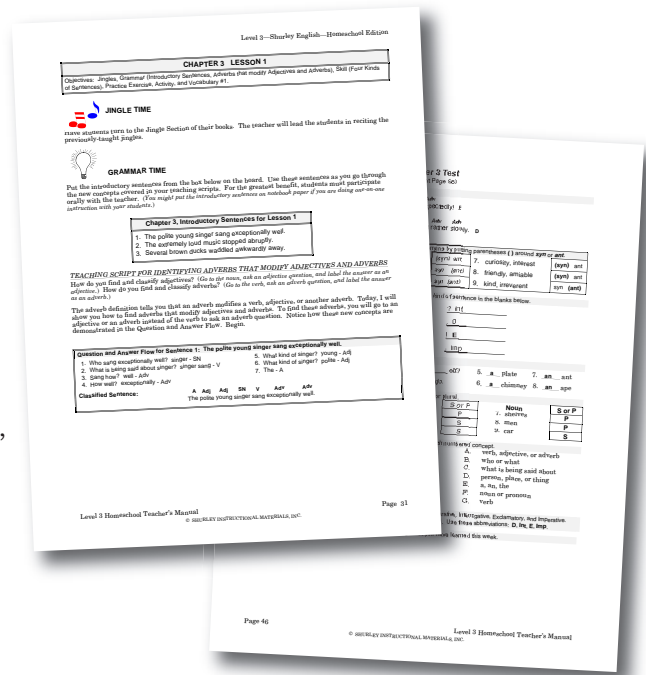


Teacher's Manual

The Teacher's Manual is the heart of the program at every level. Each lesson in the manual begins with a planning box, which contains lesson objectives. Scripted lessons provide you with the exact words for the Question & Answer Flows, questioning strategies, and the teaching techniques that make this program consistent for all grade levels. The Teacher's Manual also includes modification strategies, classroom activities, enrichment ideas, and answer keys.

The Teacher's Manual is included in a Kit and may not be purchased separately.

Available for levels:




Student Workbook

Shurley English places special emphasis on parent-child interaction and participation. In Shurley English, the children have workbooks, not textbooks, to practice and test their acquired knowledge and skills. The Student Workbook contains a Jingle Section, a Reference Section, a Practice Section, and a

Test Section. The Jingle Section contains all the jingles. The Reference Section includes vocabulary words, guided practices, samples, guidelines, and charts. The Practice Section provides extra practice on the various skills taught before the skills are tested. The Test Section contains the tests for each chapter. Each test is divided into four basic areas: grammar, vocabulary, language skills, and a summary for the week.

One Student Workbook is included in a Kit. For home educators who are teaching more than one student in a level, additional student workbooks can be ordered separately.

Available for levels:



Introductory CD

The Introductory CD provides the jingles and the Question & Answer Flows for the Introductory Sentences found in the Teacher's Manual. The audio CD may be used to demonstrate jingles and Question & Answer Flows to students. It may also be used as a resource for the teacher.

One Introductory CD is included in a kit.

Available for levels:



NOTE: Bible-related activities, writing assignments, and sentences with a religious tone are found in some levels of the Shurley English Homeschool curriculum. They are optional and are intended as bonus activities.



PRACTICE SET

A Practice Set consists of the **Practice Booklet** and two **Practice CDs**.

Available for levels:


- 1 2 3 4 5 6



Practice Booklet

The Introductory and Practice Sentences found in the Teacher's Manual are available in an easy-to-use student booklet that is a great time-saver for the teacher and the student. Sentences are classified in the Practice Booklet instead of writing them on the board or on notebook paper. Sentences are in large print and grouped by chapter and lesson.

The booklet in the Practice Set contains the Introductory and Practice Sentences from the daily oral lessons in the Teacher's Manual. The booklet does not contain additional sentences for extra practice.



Practice CD

The two Practice CDs give students an opportunity to hear each of the Practice Sentences read and classified aloud. Students can follow along with the Practice CDs to reinforce what they have learned. Students can use the Practice CDs to check their work in the Practice Booklet independently.

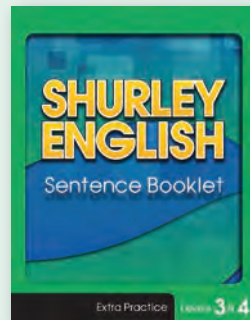
Extra Practice

Sentence Booklet: Extra Practice

The Sentence Booklet is a consumable workbook intended to support your study of Shurley English and our unique approach to Language Arts. As grammar skills are introduced or as you review previously taught skills, you may utilize this book of sentences for additional classification or skill practice. Sentences are in large print and grouped by skill in this full-size, softcover booklet. This booklet covers multiple grade levels and is cross compatible with all editions of Shurley English.

Available for levels:

- 1 & 2 3 & 4 5 & 6


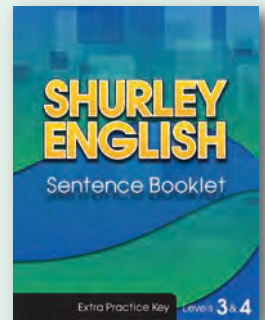


Sentence Booklet: Extra Practice Key

The Sentence Booklet Key is a companion product to the Shurley English Sentence Booklet. The answer keys from the Sentence Booklet have been conveniently placed together in a full-size, softcover book, making it easy to check student pages. This booklet covers multiple grade levels and is cross compatible with all editions of Shurley English.

Available for levels:

- 1 & 2 3 & 4 5 & 6



Literature Selections

The Literature Selections booklet gives your student a unique exposure to contemporary and non-contemporary authors. A set of discussion questions follows each story or poem to evaluate comprehension and inference. Literature vocabulary is also introduced. These selections are a fun and exciting way for students to begin the study of literature.

Available for levels:

- 1 2 3 4 5 6



Shurley English: Homeschooling Edition

Pricing Information:

HOMESCHOOL

Homeschool Kit \$70

- Level 1 ISBN 978-1-58561-048-8
- Level 2 ISBN 978-1-58561-044-0
- Level 3 ISBN 978-1-58561-040-2
- Level 4 ISBN 978-1-58561-036-5
- Level 5 ISBN 978-1-58561-032-7
- Level 6 ISBN 978-1-58561-028-0

Kit Components:

Teacher's Manual

- Level 1 NOT AVAILABLE FOR INDIVIDUAL SALE
- Level 2 NOT AVAILABLE FOR INDIVIDUAL SALE
- Level 3 NOT AVAILABLE FOR INDIVIDUAL SALE
- Level 4 NOT AVAILABLE FOR INDIVIDUAL SALE
- Level 5 NOT AVAILABLE FOR INDIVIDUAL SALE
- Level 6 NOT AVAILABLE FOR INDIVIDUAL SALE

Student Workbook \$12

- Level 1 ISBN 978-1-58561-049-5
- Level 2 ISBN 978-1-58561-045-7
- Level 3 ISBN 978-1-58561-041-9
- Level 4 ISBN 978-1-58561-037-2
- Level 5 ISBN 978-1-58561-033-4
- Level 6 ISBN 978-1-58561-029-7

Introductory CD \$15

- Level 1 ISBN 978-1-58561-050-1
- Level 2 ISBN 978-1-58561-046-4
- Level 3 ISBN 978-1-58561-042-6
- Level 4 ISBN 978-1-58561-038-9
- Level 5 ISBN 978-1-58561-034-1
- Level 6 ISBN 978-1-58561-030-3

NOTE: Shurley English editions are not cross-compatible. The scope and sequence of each edition varies greatly; therefore, we do not recommend intermixing books from different editions.

Add-On Materials:

Practice Set* \$30

- (Includes Practice Booklet and Practice CD)
- Level 1 ISBN 978-1-58561-058-7
 - Level 2 ISBN 978-1-58561-059-4
 - Level 3 ISBN 978-1-58561-060-0
 - Level 4 ISBN 978-1-58561-061-7
 - Level 5 ISBN 978-1-58561-062-4
 - Level 6 ISBN 978-1-58561-063-1

Practice Booklet \$8

- Level 1 ISBN 978-1-58561-052-5
- Level 2 ISBN 978-1-58561-053-2
- Level 3 ISBN 978-1-58561-054-9
- Level 4 ISBN 978-1-58561-055-6
- Level 5 ISBN 978-1-58561-056-3
- Level 6 ISBN 978-1-58561-057-0

Practice CD \$25

- Level 1 ISBN 978-1-58561-051-8
- Level 2 ISBN 978-1-58561-047-1
- Level 3 ISBN 978-1-58561-043-3
- Level 4 ISBN 978-1-58561-039-6
- Level 5 ISBN 978-1-58561-035-8
- Level 6 ISBN 978-1-58561-031-0

Literature Selections \$10

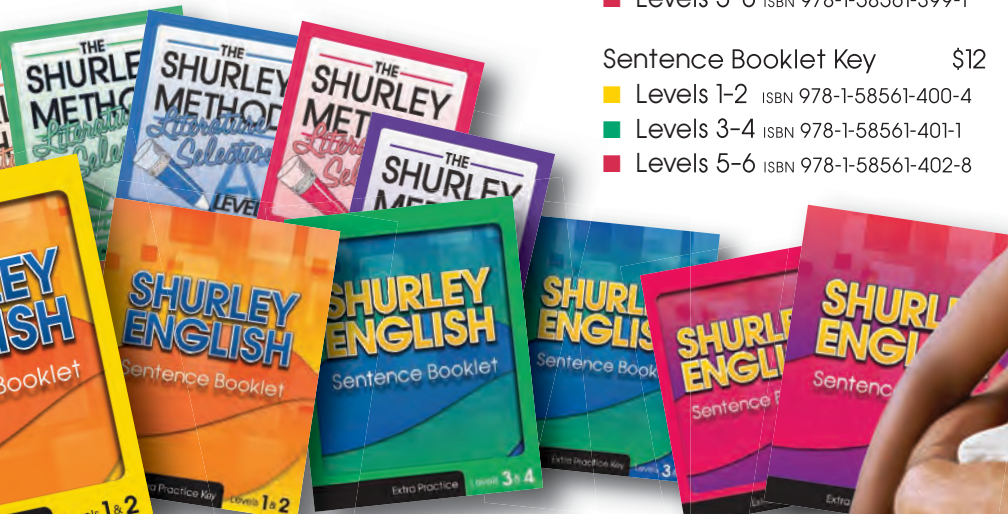






- Level 1 ISBN 978-1-881940-94-4
- Level 2 ISBN 978-1-881940-95-1
- Level 3 ISBN 978-1-881940-96-8
- Level 4 ISBN 978-1-881940-97-5
- Level 5 ISBN 978-1-881940-98-2
- Level 6 ISBN 978-1-881940-99-9

Sentence Booklet \$7

- Levels 1-2 ISBN 978-1-58561-367-0
- Levels 3-4 ISBN 978-1-58561-368-7
- Levels 5-6 ISBN 978-1-58561-399-1

Sentence Booklet Key \$12

- Levels 1-2 ISBN 978-1-58561-400-4
- Levels 3-4 ISBN 978-1-58561-401-1
- Levels 5-6 ISBN 978-1-58561-402-8



Shurley English: First Edition for Home Use

FIRST EDITION KIT


Materials for each grade level are sold in a kit package. A kit contains everything needed to teach one student for an entire school year. Each kit contains the following three items: one **Teacher's Manual**, one **Student Textbook**, and one **Introductory CD**.

Available for levels:

7 8



Kit Components for First Edition for Home Use





Teacher's Manual

The Teacher's Manual is the heart of the program at every level. Each lesson in the manual begins with a planning box, which contains lesson objectives. Scripted lessons provide you with the exact words for the Question & Answer Flows, questioning strategies, and the teaching techniques that make this program consistent for all grade levels. The Teacher's Manual also includes modification strategies, classroom activities, enrichment ideas, and answer keys.

The Teacher's Manual is included in a Kit and may not be purchased separately.

Available for levels:



Student Textbook

The Student Textbook is designed to give your student ample opportunities for review and application of skills learned. The textbook contains skills, skill tests, application tests, writing examples, writing assignments, and a jingle section. Skill tests assess skills taught in the current chapter. Application tests assess cumulative skills, grammar, and editing.

For home educators who are teaching more than one student in a level, additional student textbooks can be ordered separately.

Available for levels:



Introductory CD

The Introductory CD provides the jingles and the Question & Answer Flows for the Introductory Sentences found in the Teacher's Manual. The audio CD may be used to demonstrate jingles and Question & Answer Flows to students. It may also be used as a resource for the parents.


One Introductory CD is included in a kit.

Available for levels:



NOTE: Shurley English editions are not cross-compatible. The scope and sequence of each edition varies greatly; therefore, we do not recommend intermixing books from different editions.

Ancillary Items




Student Test Workbook

The consumable test workbook contains the skill and application test pages that are found in the Student Textbook. Test workbooks are recommended if you do not want students to write in their textbooks.

Available for levels:

7 8




Practice Booklet

The Introductory and Practice Sentences found in the Teacher's Manual are available in an easy-to-use student booklet that is a great time-saver for the teacher and the student. Sentences are classified in the Practice Booklet instead of writing them on the board or on notebook paper. Sentences are in large print and grouped by chapter and lesson.

* This booklet contains the Introductory and Practice Sentences from the daily oral lessons in the Teacher's Manual. The booklet does not contain additional sentences for extra practice.

Available for level:

7

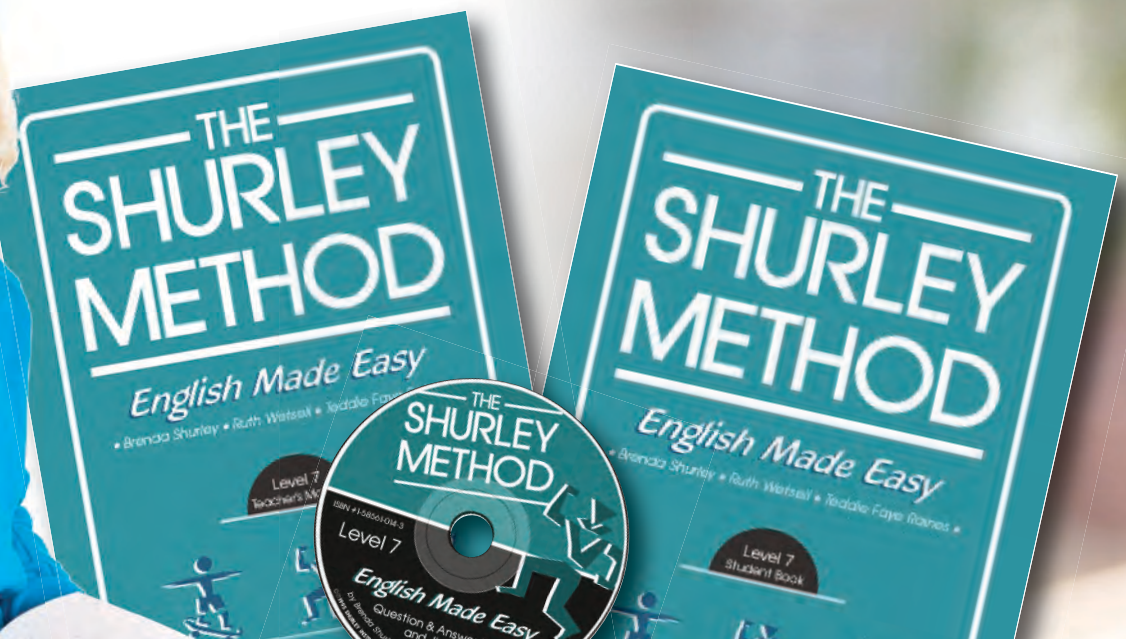


Literature Selections

The Literature Selections booklet gives your student a unique exposure to contemporary and non-contemporary authors. A set of discussion questions follows each story or poem to evaluate comprehension and inference. Literature vocabulary is also introduced. These selections are a fun and exciting way for students to begin the study of literature.

Available for levels:

7 8



Shurley English: First Edition for Home Use

Pricing Information:

HOMESCHOOL

Homeschool Kit \$70

■ Level 7 ISBN 978-1-881940-18-0

■ Level 8 ISBN 978-1-881940-22-7

Kit Components:

Teacher's Manual

■ Level 7 NOT AVAILABLE FOR INDIVIDUAL SALE

■ Level 8 NOT AVAILABLE FOR INDIVIDUAL SALE

Student Textbook \$16

■ Level 7 ISBN 978-1-881940-20-3

Student Textbook \$20

■ Level 8 ISBN 978-1-881940-24-1

Introductory CD \$12

■ Level 7 ISBN 978-1-58561-014-3

■ Level 8 ISBN 978-1-58561-015-0

Add-On Materials:

Student Test Workbook \$10

■ Level 7 ISBN 978-1-881940-52-4

■ Level 8 ISBN 978-1-881940-53-1

Practice Booklet \$8





■ Level 7 ISBN 978-1-58561-097-6

■ Level 8 NOT AVAILABLE

Literature Selections \$10

■ Level 7 ISBN 978-1-881940-36-4

■ Level 8 ISBN 978-1-881940-38-8



Shurley English is organized logically, sequentially, and systematically for success.

Shurley English:

- ✓ provides scaffolding so that students can tackle the text complexity and rigor in reading, writing, speaking/listening, and language.
- ✓ incorporates creative and purposeful instruction and expression of language.
- ✓ utilizes all learning styles.
- ✓ promotes higher-order thinking skills.
- ✓ leads to success and improved self-esteem.



Scope and Sequence

For a detailed look at the specific skills covered in *Shurley English*, we invite you to view our Scope and Sequence. The Scope and Sequence is a listing of skills that are taught at each grade level. As *Shurley English* progresses from the lower grades to the upper grades, the complexity and the number of skills also increase. To view the Scope and Sequence, visit www.shurley.com.

FAQ Overview

Teaching Language Arts need not be as foreboding a task as one might think. We have assembled a list of our most Frequently Asked Questions. We invite you to visit our website to review this list: www.shurley.com.



See It For

Making the Connection with

We can tell you how other educators do it, but it is important that you see the actual practice. Visit our YouTube channel where you can experience the excitement of *Shurley English* and students giving honest, unscripted

Ordering Information:

Order by Telephone

1-800-566-2966

Call between 8 a.m. & 5 p.m.
Central Standard Time.
(8 a.m. to 4:30 p.m. on Friday)

Order by Internet

www.shurley.com

Visit our online store 24 hours
a day, 7 days a week.

We accept Visa, MasterCard, and Discover.



Shipping/Handling: Shipping/handling charges are based upon the weight of the items you order and the destination. Please call 1-800-566-2966 to receive your exact shipping/handling charges. All orders within the contiguous United States are shipped by UPS.

Sales Tax: Arkansas residents are required by the state to pay a sales tax on the total price, including shipping and handling.

Return Policy: Materials in new condition may be returned up to 30 days after the date of purchase with prior return authorization. There will be a \$10.00 restocking fee assessed on each kit returned.

All prices are subject to change without notice.

or Yourself

with Shurley English

are succeeding with Shurley English,
advantages for yourself.

can view actual classroom demonstrations,
English, and observe parents, teachers,
ed testimonials.



www.shurley.com



25 Years

In 1989, Brenda Shurley sought to create an English program that would reach children with different learning abilities, instill a love of learning, and give students a solid foundation from which to build advanced writing and speaking skills. Thus, the Shurley curriculum was born.

Today, we continue to research, analyze, and assess what best helps students reach their full potential, while staying true to the hallmarks that have made Shurley English successful for over 25 years.

We are committed to you.
We are committed to your students.
We are committed to success.



Shurley
Instructional
Materials, Inc.

SE



www.shurley.com